

suprem fittings

Raccorderia Supreme

by Quapus SA srl



Price List 2024
Listino 2024

Where there is water

We have been operating for over 40 years in the field of pressurised water circulation.

Our products have been designed and manufactured for :

- Optimize the use and performances in water reticulation plants
- Speed installation and simple product handling
- Installation cost reduction
- Handling plant reduction costs

Dove c'è acqua

Operiamo da oltre 40 anni nel settore della circolazione d'acqua in pressione.

Utilizzando i NOSTRI prodotti sarete in grado di:

- ottimizzare l'utilizzo e le prestazioni delle condotte idriche,
- aumentare la velocità e semplicità d'istallazione,
- ridurre i costi montaggio,
- ridurre i costi di gestione dell'impianto.



INDEX - Indice


Compression Fittings S16	5
<i>Raccordi a compressione S16</i>	<i>5</i>
Easyfit Compression Fittings	29
<i>Raccordi a compressione Easyfit</i>	<i>29</i>
Plug & Play push fit fittings	37
<i>Raccordi push fit Plug & Play</i>	<i>37</i>
Clamp Saddles	43
<i>Prese a Staffa</i>	<i>43</i>
PVC Fittings & Valves	61
<i>Raccordi & Valvole in PVC</i>	<i>61</i>
PE 100 Fittings	83
<i>Raccordi in PE 100</i>	<i>83</i>
Irrigation	99
<i>Irrigazione</i>	<i>99</i>
Nylon with fiber glass Fittings	119
<i>Raccorderia in nylon caricato vetro</i>	<i>119</i>
Complementary products	125
<i>Prodotti complementari</i>	<i>125</i>
- SupremeTAPE	126
- SupremeFLEX	128
- Filters/Filtri	132
- Valve boxes/Pozzetti	134
- Grass saver/Grigliato	136
- Water run off channel/Canali di scolo	137
- Drainage channel/Canali di drenaggio	138
Equipment	139
<i>Attrezzature</i>	<i>139</i>

Note



Compression Fittings S16

Raccordi a compressione S16



suprem  fittings

S16 COMPRESSION FITTINGS - INTRODUCTION

S 16 compression fittings for pressure piping applications are characterized by the Innovative Balance Sealing System Poseidon (pat pending): thanks to the new technical design it is possible to balance the sealing action towards the pipe through the different tightening of the nut. This leads to the maximum safety in all the possible conditions of use and quality of the pipe, keeping the basic features of easy and fast assembly without any particular preparation of the pipe.

Product range: d.16-110mm, all the common items for piping applications.

Main applications

Water supply, house connection and water treatment plants, sport plants irrigation and gardening, agriculture and horticulture irrigation.

Technical specifications

Materials:

top quality raw materials are used, this makes the S 16 fittings highly resistant and reliable in time, suitable for drinking water and environment compatible.

Body, nut, thrust ring: virgin polypropylene (PP-B), high mechanical resistance and thermal stability in course of time. For coloured nuts, top UV resistant master-batch are used (grade 8- ASTM D2565)

Grip ring: copolymer polyacetal resin (POM), white colour

Conical gasket: rubber NBR or EPDM, hardness 70sh, black colour

Reinforcement ring: only for female threads $\geq 1\frac{1}{2}$, stainless steel AISI 430

Standards

Dimensions, features and functional tests: UNI 9561, EN712 - EN713 - EN715 - EN911, ISO3458 – ISO3459 – ISO3501 – ISO3503 – ISO14236, ISO17885, DIN8076.3, AS/NZS 4129, BRL K534-03

Pipe compatibility, PE-HD (PE63-80-100), PE-LD, PEX-a: UNI10910, EN12201-1, ISO4427, DIN8072 - DIN8074, AS/NZS4130, BS6572 – BS6730, UNI7990

Sealing threads (male and female): EN10226-1 (ex ISO7/1), DIN2999.1, BS21, AS/NZS1722.1

Flange: ISO7005, DIN2501 – DIN8063.

Working temperature

-10 / +45°C

Nominal pressure (PN) and product approvals

S 16 fittings are designed and suitable to be used at PN16 pressure rate; fittings are tested and certified by major international approval institutions, such as DVGW (Germany), IIP (Italy), WM (Australia), Kiwa (Holland) Wras (UK), Acs (France), Sabs (Rsa), Eta (Denmark).

Working pressure and temperature

temperatura C°	-10 / +25°C	+26/+35 °C	+36/+45 °C
PN	16	12,5	10
PN	12,5	10	8
PN	10	8	6

Drinking water

Poseidon fittings are suitable to be in contact with potable water, according to the main international sanitary requirements, such as: Circolare n.102 del 2.12.1978, DM 21.3.1973 e DM174 del 6.4.2004 (Italy); Mitteilungen aus dem Bundesgesundheitsamt 108-109 mitteilung – KTW-D2 (Germany); Kiwa-ATA (Holland); AS4020 (Australia), FDA (USA), Bs6920 (UK).

RACCORDI A COMPRESSIONE S16 - GENERALITA'

S16

I raccordi della linea S 16, destinati al trasporto di fluidi in pressione, sono caratterizzati dall' Innovativo sistema di funzionamento Poseidon (pat pending) che rende possibile bilanciare l'azione di tenuta sul tubo agendo sul livello di avvitamento della ghiera: si ottiene in questo modo la massima sicurezza di funzionamento in tutte le possibili condizioni d'uso e caratteristiche qualitative del tubo. Il raccordo si caratterizza anche per il facile e veloce montaggio, che non richiede alcuna preparazione particolare del tubo. **Gamma prodotto:** range dimensionale d.16-110mm, tutte le diverse geometrie applicative.

EASY FIT

Applicazioni principali

Distribuzione dell'acqua potabile ed impianti trattamento acque, irrigazione sportiva e da giardino, irrigazione agricola ed orticoltura.

PLUG & PLAY

Informazioni tecniche

Materiali:

per la produzione dei raccordi S 16 **si utilizzano materie prime di alta qualità** che conferiscono al raccordo caratteristiche di resistenza ed affidabilità nel tempo, idoneità al contatto con l'acqua potabile e compatibilità ambientale.

Corpi, ghiera ed anelli di spinta: polipropilene copolimero vergine (PP-B) ad alta resistenza meccanica ed elevato grado di stabilità nel tempo. Per le ghiera colorate si utilizzano master ad alta resistenza ai raggi UV (grado 8- ASTM D2565)

Anelli di graffaggio: resina poliacetalica (POM) copolimero neutro, colore bianco

Guarnizioni coniche: gomma NBR o EPDM, durezza 70sh, colore nero

Anelle di blindatura: solo sui filetti femmina $\geq 1''1/2$, acciaio inox AISI 430

SADDLES

PVC

Standards di riferimento

Dimensioni, caratteristiche e test funzionali: UNI 9561, EN712 - EN713 - EN715 - EN911, ISO3458 - ISO3459 - ISO3501 - ISO3503 - ISO14236, ISO17885 , DIN8076.3, AS/NZS 4129, BRL K534-03

Compatibilità tubi PE-HD (PE63-80-100), PE-LD, PEX-a: UNI10910, EN12201-1, ISO4427, DIN8072 - DIN8074, AS/NZS4130, BS6572 - BS6730, UNI7990

Filetti di tenuta idraulica (maschio e femmina): EN10226-1 (ex ISO7/1), DIN2999.1, BS21, AS/NZS1722.1

Flange: ISO7005, DIN2501 - DIN8063.

PE100

Temperatura di utilizzo

-10 / +45°C

IRRIGATION

Pressione nominale (pn) e marchi di qualità

I raccordi della linea S 16 sono progettati ed idonei all'utilizzo con requisito PN16; sono testati ed approvati dai principali istituti internazionali di certificazione come il DVGW (Germania), IIP(Italia), WM (Australia), Kiwa (Olanda), Wras (UK), Acs (Francia), Sabs (Sud Africa), Eta (Danimarca).

NYLON

Pressione massima di esercizio al variare della temperatura di utilizzo

temperature C°	-10 /+25°C	+26/+35 °C	+36/+45 °C
PN	16	12,5	10
PN	12,5	10	8
PN	10	8	6

COMPLEMENTARY PRODUCTS

Acqua potabile

I raccordi S16 sono idonei al contatto con l'acqua potabile secondo le vigenti prescrizioni internazionali : Circolare n.102 del 2.12.1978, DM 21.3.1973 e DM174 del 6.4.2004 (Italia); Mitteilungen aus dem Bundesgesundheitsamt 108-109 mitteilung - KTW-D2 (Germania); Kiwa-ATA (Olanda); AS4020 (Australia), FDA (USA), Bs6920 (UK).

EQUIPMENT

S16 COMPRESSION FITTINGS - ASSEMBLY INSTRUCTIONS

1. Pipe preparation and nut unscrew

Cut the pipe square and remove the burrs; we suggest to chamfer it for $d \geq 75\text{mm}$. Unscrew the nut to the last thread, leave it on the fitting while inserting the pipe.



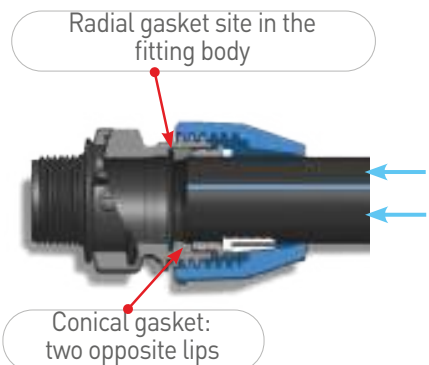
2. Pipe insertion up to the first pipe stop

Twist the pipe into the fitting through the grip ring till the first stop: the pipe has reached the conical gasket

Balance sealing system

The conical gasket has two opposite lips that allows:

- The easier pipe insertion
- The right placing of the gasket in the body radial site
- The better adaptability of the gasket towards the body and the pipe wall (large contact pipe surface)

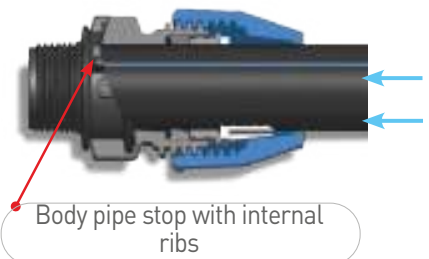


3. Pipe insertion up to the body pipe stop

Push the pipe through the gasket till the second stop, You have reached the pipe stop ribs of the fitting.

Balance sealing system

The radial body site and the conical gasket are designed to keep the gasket lightly up in the site: after the pipe insertion it doesn't reach directly the body pipe stop, it also remains a little raised from the pipe stop thanks to the internal ribs in the body

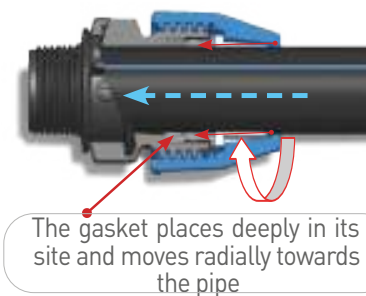


4. Screwing the nut

Tighten the nut firmly, by hand or standard tool up to 32mm, by standard tool or dedicated Supreme wrench for $d \geq 40\text{mm}$; the pipe moves to the very final body stop

Balance sealing system

By tightening the nut it works on the thrust ring that push the gasket, meanwhile the pipe is moving to the final stop in the body: the gasket can deeply place in its site also moving radially and increasing its compression towards the pipe wall, as much as it's possible in relation to the dimensional and geometrical features of the pipe. In this way, acting on the tightening level of the nut, it is possible to realize a system able to balance pipe defects such as undersize, ovalization and little rules



ISTRUZIONI DI MONTAGGIO - RACCORDI A COMPRESSIONE S16

S16

1. Preparazione del tubo e svitamento della ghiera

Tagliare il tubo in squadra eliminando eventuali bave ; si consiglia di smussare il tubo per $d \geq 75\text{mm}$. Svitare la ghiera fino all'ultimo filetto, senza rimuoverla dal raccordo



2. Inserimento del tubo fino al primo arresto

Inserire il tubo nel raccordo superando l'anello di graffaggio fino al primo arresto: il tubo ha raggiunto l'imbocco della guarnizione conica

Balance sealing system

La guarnizione ha due labbri opposti che permettono :

- facile inserimento del tubo
- corretto posizionamento della guarnizione nella sede raggiata del corpo
- migliore adattabilità della guarnizione verso il corpo e verso la parete del tubo (larga superficie di contatto col tubo)

Sede della guarnizione raggiata nel corpo del raccordo



Guarnizione conica a doppio labbro

3. Inserimento del tubo fino alla battuta tubo

Inserire il tubo a fondo attraverso la guarnizione fino al secondo arresto, si sono raggiunte le nerve sulla battuta del tubo

Balance sealing system

La sede raggiata nel corpo e la guarnizione conica sono progettate per mantenere la guarnizione leggermente sollevata nella sede: dopo il montaggio il tubo non raggiunge direttamente la battuta nel corpo ma rimane anch'esso leggermente sollevato grazie alle nerve interne




Battuta tubo nel corpo con nerve interne

4. Avvitamento della ghiera

Serrare a fondo la ghiera, a mano o con chiavi standard fino al d.32mm, con chiavi standard o con chiavi dedicate Supreme per $d > 40\text{mm}$; il tubo si muove fino alla battuta finale nel corpo (tubo a fine corsa)

Balance sealing system

Avvitando la calotta questa lavora sull'anello di spinta che preme a sua volta sulla guarnizione mentre il tubo si muove verso la battuta finale nel corpo: la guarnizione può posizionarsi a fondo nella sua sede muovendosi anche radialmente ed aumentando la compressione verso la parete del tubo, tanto più quanto è possibile in relazione alle caratteristiche dimensionali e geometriche del tubo stesso. In questo modo, agendo sul livello di avvitamento della calotta, è possibile realizzare un sistema in grado di compensare difettosità del tubo come sottodimensionamenti, ovalizzazioni e leggere rigature



La guarnizione si posiziona a fondo della sua sede muovendosi radialmente verso il tubo

EASY FIT

PLUG & PLAY

SADDLES

PVC

PE100

IRRIGATION

NYLON

COMPLEMENTARY PRODUCTS

EQUIPMENT

APPROVALS - CERTIFICAZIONI



HOLLAND



WaterMark

AUSTRALIA



ITALY



GERMANY



UK



FRANCE



SOUTH AFRICA

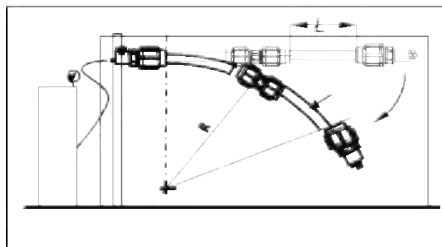


Danmark

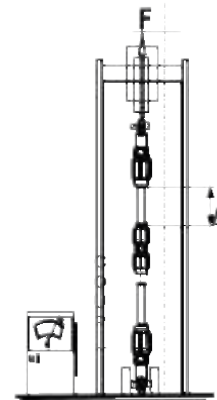


SWITZERLAND

Bending test
Test in curvatura
48b, 1h, 20°C



Pull-out test
Resistenza alla trazione
d.63mm 1220kgf
d.110 mm 2530 kgf





Cod. S070

90° INCREASED TEE - TEE AUMENTATO A 90°

Code	Dm	€	Bag	Box	Type Box°
S070020025	20X25X20	8,03	10	60	B
S070025032	25X32X25	8,18	10	40	B
S078020032	20X20X32	8,03	10	60	B

NEW



Cod. S075

90° REDUCING TEE - TEE RIDOTTO A 90°

Code	Dm	€	Bag	Box	Type Box°
S075020016	20X16X20	7,91	20	80	B
S075025020	25X20X25	8,03	10	60	B
S075032025	32X25X32	8,88	10	40	B
S075040032	40X32X40	17,52	5*	21	B
S075050032	50X32X50	23,64	5*	14	B
S075050040	50X40X50	23,64	3*	14	B
S075063025	63X25X63	31,16	-	8	B
S075063032	63X32X63	31,16	-	8	B
S075063050	63X50X63	31,16	-	8	B
S075075063	75X63X75	58,33	-	4	B
S075090075	90X75X90	92,66	-	5	A
S075110063	110X63X110	164,64	-	4	A
S075110090	110X90X110	164,64	-	4	A

90° TEE - TEE A 90°

Code	Dm	€	Bag	Box	Type Box°
S080016016	16X16X16	6,11	30	150	B
S080020020	20X20X20	6,17	20	80	B
S080025025	25X25X25	8,15	10	60	B
S080032032	32X32X32	10,62	10	30	B
S080040040	40X40X40	17,52	5*	20	B
S080050050	50X50X50	23,64	5*	12	B
S080063063	63X63X63	33,63	-	8	B
S080075075	75X75X75	58,33	-	4	B
S080090090	90X90X90	81,39	-	5	A
S080110110	110X110X110	156,41	-	4	A



Cod. S080

90° FEMALE TEE - TEE FEMMINA A 90°

Code	Dm	€	Bag	Box	Type Box°
S085016012	16x1/2"x16	4,86	30	180	B
S085016034	16X3/4"X16	4,86	30	180	B
S085020012	20x1/2"x20	5,38	20	100	B
S085020034	20x3/4"x20	5,38	20	100	B
S085025012	25x1/2"x25	6,92	10	80	B
S085025034	25x3/4"x25	6,92	10	80	B
S085025100	25x1"x25	7,65	10	80	B
S085032012	32x1/2"x32	8,64	10	50	B
S085032034	32x3/4"x32	8,64	10	50	B
S085032100	32x1"x32	8,64	10	50	B
S085032114	32x1" 1/4x32	10,87	10	50	B
S085040100	40X1"X40	16,46	3*	28	B
S085040114	40X1"1/4X40	16,46	5*	28	B
S085040112	40X1"1/2X40	17,76	3*	25	B
S085050114	50X1"1/4X50	22,00	3*	18	B
S085050112	50X1"1/2X50	22,00	5*	18	B
S085050200	50X2"X50	24,58	3*	15	B
S085063112	63X1"1/2X63	31,41	-	10	B
S085063200	63X2"X63	31,41	-	10	B
S085063212	63X2"1/2X63	40,10	-	10	B
S085075200	75X2"X75	54,34	-	6	B
S085075212	75X2"1/2X75	54,34	-	6	B
S085075300	75X3"X75	54,34	-	4	B
S085090212	90°X2"1/2X90°	84,33	-	3	B
S085090300	90X3"X90	84,33	-	3	B
S085110300	110X3"X110	127,01	-	6	A
S085110400	110X4"X110	127,01	-	6	A



Cod. S085

* ° See pg 141 Purchase rules and packaging / Vedi pg 141 Regole di acquisto ed imballaggi

90° MALE TEE - TEE MASCHIO A 90°



Cod. S090

Code	Dm	€	Bag	Box	Type Box°
S090016012	16X1/2"X16	4,97	30	210	B
S090016034	16X3/4"X16	4,97	30	180	B
S090020012	20X1/2"X20	5,24	20	100	B
S090020034	20X3/4"X20	5,24	20	100	B
S090025012	25X1/2"X25	6,79	10	80	B
S090025034	25X3/4"X25	6,79	10	80	B
S090025100	25X1"X25	6,79	10	70	B
S090032012	32X1/2"X32	8,53	10	50	B
S090032034	32X3/4"X32	8,53	10	50	B
S090032100	32X1"X32	8,53	10	50	B
S090032114	32X1"1/4X32	9,14	10	40	B
S090040100	40X1"X40	14,94	3*	28	B
S090040114	40X1"1/4X40	14,94	5*	28	B
S090040112	40X1"1/2X40	16,22	3*	25	B
S090050114	50X1"1/4X50	21,17	3*	18	B
S090050112	50X1"1/2X50	21,17	5*	18	B
S090050200	50X2"X50	22,82	3*	15	B
S090063112	63X1"1/2X63	41,04	-	10	B
S090063200	63X2"X63	41,04	-	10	B
S090063212	63X2"1/2X63	41,04	-	10	B
S090075212	75X2"1/2X75	61,50	-	6	B
S090075300	75X3"X75	61,50	-	4	B
S090090300	90X3"X90	89,72	-	7	A
S090110400	110x4"x110	147,00	-	5	A

MALE ADAPTOR - RACCORDO MASCHIO



Cod. S095

NEW

Code	Dm	€	Bag	Box	Type Box°
S095016012	16x1/2"	2,30	30	450	B
S095016034	16x3/4"	2,30	30	360	B
S095020012	20x1/2"	2,73	20	280	B
S095020034	20x3/4"	2,73	20	280	B
S095020100	20x1"	2,73	20	280	B
S095025012	25x1/2"	3,14	10	200	B
S095025034	25x3/4"	3,14	10	200	B
S095025100	25x1"	3,14	10	200	B
S095032012	32x1/2"	4,03	10	100	B
S095032034	32x3/4"	4,03	10	120	B
S095032100	32x1"	4,03	10	120	B
S095032114	32x1"1/4	4,41	10	100	B
S095032112	32x1"1/2	4,88	10	100	B
S095040100	40x1"	7,40	5*	60	B
S095040114	40x1"1/4	7,40	5*	60	B
S095040112	40x1"1/2	7,40	5*	55	B
S095040200	40x2"	7,65	5*	50	B
S095050100	50x1"	9,64	5*	35	B
S095050114	50x1"1/4	9,64	5*	35	B
S095050112	50x1"1/2	9,64	5*	35	B
S095050200	50x2"	9,64	5*	35	B
S095063114	63x1"1/4	13,77	3*	24	B
S095063112	63x1"1/2	13,77	3*	24	B
S095063200	63x2"	13,77	3*	24	B
S095063212	63x2"1/2	13,77	3*	20	B
S095075200	75x2"	27,29	-	15	B
S095075212	75x2"1/2	27,29	-	15	B
S095075300	75x3"	27,29	-	12	B
S095090200	90x2"	32,22	-	8	B
S095090212	90x2"1/2	32,22	-	8	B
S095090300	90x3"	32,22	-	8	B
S095090400	90x4"	38,69	-	8	B
S095110200	110x2"	63,75	-	6	B
S095110300	110x3"	63,75	-	6	B
S095110400	110x4"	63,75	-	6	B

Cod. S100



FEMALE ADAPTOR - RACCORDO FEMMINA

Code	Dm	€	Bag	Box	Type Box°
S100016012	16X1/2"	2,67	30	360	B
S100016034	16X3/4"	2,67	30	360	B
S100020012	20X1/2"	3,27	20	280	B



Cod. S100

S100020034	20X3/4"	3,27	20	240	B
S100025012	25X1/2"	3,62	10	200	B
S100025034	25X3/4"	3,62	10	200	B
S100025100	25X1"	3,62	10	180	B
S100032012	32X1/2"	4,41	10	120	B
S100032034	32X3/4"	4,41	10	120	B
S100032100	32X1"	4,41	10	120	B
S100032114	32X1"1/4	6,12	10	100	B
S100040100	40X1"	7,54	5*	60	B
S100040114	40X1"1/4	7,54	5*	60	B
S100040112	40X1"1/2	7,54	5*	50	B
S100050114	50X1"1/4	10,75	5*	35	B
S100050112	50X1"1/2	10,75	5*	35	B
S100050200	50X2"	10,75	5*	35	B
S100063112	63X1"1/2	15,17	3*	24	B
S100063200	63X2"	15,17	3*	24	B
S100063212	63X2"1/2	15,17	3*	20	B
S100075200	75X2"	29,99	-	15	B
S100075212	75X2"1/2	29,99	-	15	B
S100075300	75X3"	29,99	-	12	B
S100090200	90X2"	36,80	-	8	B
S100090212	90X2"1/2	36,80	-	8	B
S100090300	90X3"	36,80	-	8	B
S100090400	90X4"	36,80	-	8	B
S100110200	110X2"	87,27	-	6	B
S100110300	110X3"	87,27	-	6	B
S100110400	110X4"	87,27	-	6	B

COUPLING - MANICOTTO



Cod. S105

Code	Dm	€	Bag	Box	Type Box°
S105016000	16	3,42	30	300	B
S105020000	20	4,80	20	160	B
S105025000	25	5,71	10	100	B
S105032000	32	7,40	10	60	B
S105040000	40	11,88	5*	40	B
S105050000	50	16,22	5*	25	B
S105063000	63	22,34	3*	15	B
S105075000	75	42,09	-	8	B
S105090000	90	52,09	-	5	B
S105110000	110	111,60	-	3	B

REPARATION COUPLING - MANICOTTO DI RIPARAZIONE



Cod. S106

**
** O-Ring Gasket,
Guarnizione ad OR

Code	Dm	€	Bag	Box	Type Box°
S106020000	20	5,85	20	160	B
S106025000	25	6,79	10	100	B
S106032000	32	8,88	10	60	B
S106040000	40	14,11	5*	40	B
S106050000	50	19,52	5*	25	B
S106063000	63	25,63	3*	15	B
S106075000	75	49,15	-	8	B
S106090000	90	62,57	-	5	B
S106110000	110	128,18	-	3	B

REDUCING COUPLING - MANICOTTO RIDOTTO



Cod. S110

NEW
NEW

Code	Dm	€	Bag	Box	Type Box°
S110020016	20x16	4,82	20	180	B
S110025016	25X16	5,09	10	120	B
S110025020	25X20	5,09	10	120	B
S110032020	32X20	6,79	10	80	B
S110032025	32X25	6,79	10	80	B
S110040025	40X25	11,49	5*	45	B
S110040032	40X32	11,49	5*	40	B
S110050025	50X25	14,94	5*	30	B
S110050032	50X32	14,94	5*	30	B
S110050040	50X40	14,94	5*	30	B
S110063025	63X25	21,17	3*	20	B
S110063032	63X32	21,17	3*	20	B
S110063040	63X40	21,17	3*	15	B
S110063050	63X50	21,17	3*	15	B

*, ° See pg 141 Purchase rules and packaging / Vedi pg 141 Regole di acquisto ed imballaggi



Cod. S110



Cod. S115



Cod. S120



Cod. S129



Cod. S125



S110075050	75X50	38,46	-	8	B
S110075063	75X63	38,46	-	6	B
S110090063	90X63	50,91	-	6	B
S110090075	90X75	50,91	-	3	B
S110110063	110X63	106,67	-	3	B
S110110075	110X75	106,67	-	3	B
S110110090	110X90	106,67	0	3	B

END CAP - TAPPO

Code	Dm	€	Bag	Box	Type Box°
S115016000	16	2,49	30	450	B
S115020000	20	3,40	20	280	B
S115025000	25	3,65	10	200	B
S115032000	32	4,41	10	120	B
S115040000	40	7,40	5*	60	B
S115050000	50	10,87	5*	40	B
S115063000	63	14,70	3*	24	B
S115075000	75	34,69	-	15	B
S115090000	90	39,74	-	8	B
S115110000	110	85,73	-	6	B

90° ELBOW - GOMITO A 90°

Code	Dm	€	Bag	Box	Type Box°
S120016000	16	3,70	30	240	B
S120020000	20	4,80	20	120	B
S120025000	25	5,82	10	100	B
S120032000	32	7,30	10	60	B
S120040000	40	12,46	5*	30	B
S120050000	50	17,52	5*	20	B
S120063000	63	21,28	3*	12	B
S120075000	75	41,04	-	6	B
S120090000	90	50,91	-	3	B
S120110000	110	105,49	-	6	A

90° REDUCING ELBOW - GOMITO RIDOTTO A 90°

Code	Dm	€	Bag	Box	Type Box°
S129025020	25X20	5,82	10	100	B
S129032025	32X25	7,3	10	60	B

90° FEMALE ELBOW - GOMITO FEMMINA A 90°

Code	Dm	€	Bag	Box	Type Box°
S125016012	16x1/2"	3,11	30	300	B
S125016034	16x3/4"	3,11	30	300	B
S125020012	20x1/2"	3,65	20	200	B
S125020034	20x3/4"	3,65	20	200	B
S125025012	25x1/2"	4,41	10	150	B
S125025034	25x3/4"	4,41	10	150	B
S125025100	25x1"	4,41	10	130	B
S125032012	32x1/2"	5,33	10	90	B
S125032034	32x3/4"	5,33	10	90	B
S125032100	32x1"	5,33	10	90	B
S125032114	32x1"1/4	7,54	10	80	B
S125040100	40x1"	11,36	3*	45	B
S125040114	40x1"1/4	11,36	5*	45	B
S125040112	40x1"1/2	11,36	5*	40	B
S125050114	50x1"1/4	15,05	3*	30	B
S125050112	50x1"1/2	15,05	5*	30	B
S125050200	50x2"	15,05	3*	25	B
S125063112	63x1"1/2	20,46	3*	17	B
S125063200	63x2"	20,46	3*	17	B
S125063212	63x2"1/2	20,46	3*	15	B
S125075212	75x2"1/2	35,52	-	10	B
S125075300	75x3"	35,52	-	10	B
S125090300	90x3"	65,74	-	5	B
S125090400	90x4"	65,74	-	4	B
S125110400	110x4"	101,72	-	3	B

90° MALE ELBOW - GOMITO MASCHIO A 90°



Cod. S130

Code	Dm	€	Bag	Box	Type Box°
S130016012	16X1/2"	3,06	30	360	B
S130016034	16X3/4"	3,06	30	360	B
S130020012	20X1/2"	3,10	20	200	B
S130020034	20X3/4"	3,10	20	200	B
S130025012	25X1/2"	3,80	10	150	B
S130025034	25X3/4"	3,80	10	150	B
S130025100	25X1"	3,80	10	130	B
S130032012	32X1/2"	4,88	10	90	B
S130032034	32X3/4"	4,88	10	90	B
S130032100	32X1"	4,88	10	90	B
S130032114	32X1"1/4	5,21	10	80	B
S130040100	40X1"	7,78	3*	45	B
S130040114	40X1"1/4	7,78	5*	45	B
S130040112	40X1"1/2	7,78	5*	40	B
S130050114	50X1"1/4	10,75	3*	30	B
S130050112	50X1"1/2	10,75	5*	30	B
S130050200	50X2"	10,75	3*	25	B
S130063112	63X1"1/2	14,94	3*	17	B
S130063200	63X2"	14,94	3*	17	B
S130063212	63X2"1/2	14,94	3*	15	B
S130075212	75X2"1/2	31,64	-	10	B
S130075300	75X3"	31,64	-	10	B
S130090300	90X3"	39,64	-	5	B
S130090400	90X4"	39,64	-	5	B
S130110400	110X4	76,91	-	3	B



Cod. S134

VICTAULIC JOINT - GIUNTO VICTAULIC

Code	Dm	€	Bag	Box	Type Box°
S134050200	50X2"	10,01	-	35	B
S134063200	63X2"	14,00	-	20	B
S134110400	110X4"	77,62	-	6	B



Cod. S135

FLANGED JOINT - RACCORDO FLANGIATO

Code	Dm	€	Bag	Box	Type Box°
S135040112	40x1"1/2	32,10	-	20	B
S135050112	50X1"1/2	33,86	-	20	B
S135050200	50X2"	41,16	-	15	B
S135063200	63X2"	43,27	-	15	B
S135075212	75X2"1/2	62,67	-	8	B
S135075300	75X3"	70,09	-	5	B
S135090300	90X3"	77,37	-	5	B
S135090400	90X4"	86,78	-	5	B
S135110400	110X4"	122,30	-	3	B



Cod. S137

STOP COCK - RUBINETTO CON DERIVAZIONE A COMPRESIONE

Code	Dm	€	Bag	Box
S137020000	20	18,11	-	60
S137025000	25	19,06	-	40
S137032000	32	21,51	-	30





Cod. S128

90° ELBOW WITH FEMALE OUTLET AT 90° - GOMITO A 90° CON FILETTO FEMMINA A 90°

Code	Dm	€	Bag	Box	Type Box°
S128025012	25x1/2"x25	6,55	10	280	B
S128032012	32x1/2"x32	8,03	10	200	B
S128032034	32x3/4"x32	8,03	10	100	B



Cod. S127

WALL PLATE ELBOW – GOMITO A MURO

Code	Dm	€	Bag	Box	Type Box°
S127020012	20x1/2"	7,16	20	200	B
S127025034	25x3/4"	8,78	10	100	B
S127025012	25X1/2"	8,78	10	100	B



Cod. 0101



SWIVEL FEMALE ADAPTOR – RACCORDO CON GHIERA FOLLE

Code	Dm	€	Bag	Box	Type Box°
01012500DS	25x1"	5,00	10	160	B
01013200DS	32x1"	5,82	10	110	B



Cod. NUT

NUT - CALOTTA

Code	Dm	€	Bag	Box	Type Box°
NUT016	16	0,89	10	-	-
NUT020	20	0,99	10	-	-
NUT025	25	1,19	10	-	-
NUT032	32	1,56	10	-	-
NUT040	40	2,82	5	-	-
NUT050	50	3,54	5	-	-
NUT063	63	5,83	5	-	-
NUT075	75	11,12	-	-	-
NUT090	90	27,29	-	-	-
NUT110	110	36,11	-	-	-



THRUST RING - ANELLO DI SPINTA

Code	Dm	€	Bag	Box	Type Box°
THR016	16	0,39	10	-	-
THR020	20	0,48	10	-	-
THR025	25	0,53	10	-	-
THR032	32	0,78	10	-	-
THR040	40	1,18	5	-	-
THR050	50	1,88	5	-	-
THR063	63	2,88	5	-	-
THR075	75	4,16	-	-	-
THR090	90	5,53	-	-	-
THR110	110	8,03	-	-	-



Cod.GPR

GRIP RING - ANELLO DI GRAFFAGGIO

Code	Dm	€	Bag	Box	Type Box°
GPR016	16	0,48	10	-	-
GPR020	20	0,58	10	-	-
GPR025	25	0,68	10	-	-
GPR032	32	0,98	10	-	-
GPR040	40	1,48	5	-	-
GPR050	50	2,36	5	-	-
GPR063	63	3,62	5	-	-
GPR075	75	5,20	-	-	-
GPR090	90	6,92	-	-	-
GPR110	110	10,01	-	-	-



Cod.GSK

CONICAL GASKET - GUARNIZIONE CONICA

Code	Dm	€	Bag	Box	Type Box°
GSK016	16	0,49	10	-	-
GSK020	20	0,56	10	-	-
GSK025	25	0,87	10	-	-
GSK032	32	0,93	10	-	-
GSK040	40	1,44	5	-	-
GSK050	50	1,88	5	-	-
GSK063	63	2,70	5	-	-
GSK075	75	5,34	-	-	-
GSK090	90	6,29	-	-	-
GSK110	110	12,40	-	-	-

NEW



PBT CLAMP RING FOR ACID - ANELLO DI GRAFFAGGIO IN PBT PER ACIDI

Code	Dm	€
772102016	16	0,93
772102020	20	1,23
772102025	25	1,51
772102032	32	2,42
772102040	40	3,32
772102050	50	5,71
772102063	63	8,78
772102075	75	11,74
772102090	90	16,46
772102110	110	23,28

NEW



VITON O-RING FOR ACID - O-RING IN VITON PER ACIDI

Code	Dm	€
721016V	16	4,70
721020V	20	5,19
721025V	25	5,41
721032V	32	8,27
721040V	40	11,49
721050V	50	14,00
721063V	63	16,71
721075V	75	23,28
721090V	90	32,46
721110V	110	41,16



LINER FOR PE100-SDR11 PIPE - INSERTO PER TUBO PE100-SDR11

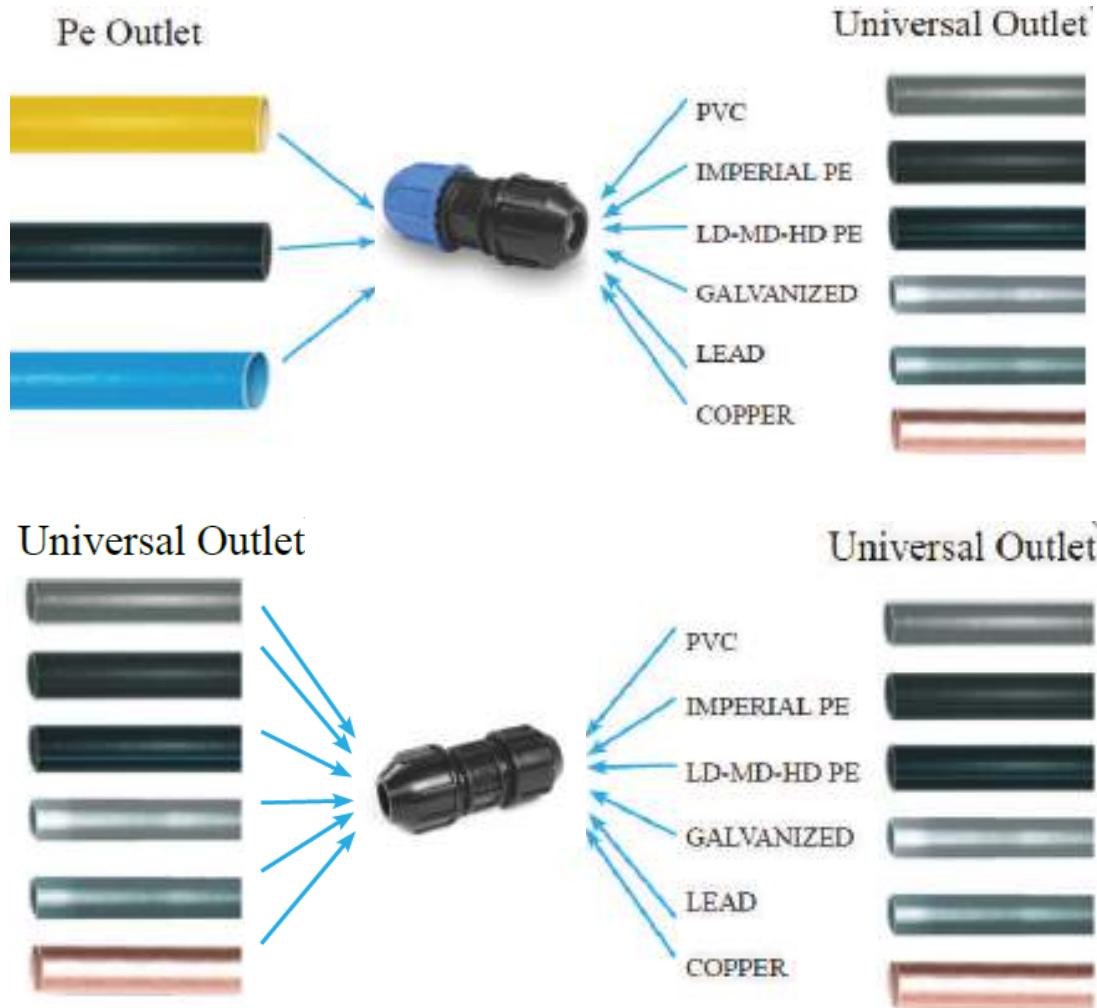
Code	Dm	€	Bag	Box	Type Box°
S772900020	20	0,83	upon request - su richiesta		
S772900025	25	0,97	upon request - su richiesta		
S772900032	32	1,66	upon request - su richiesta		
S772900040	40	2,63	upon request - su richiesta		
S772900050	50	2,89	upon request - su richiesta		
S772900063	63	3,44	upon request - su richiesta		

UNIVERSAL FITTINGS – RACCORDI UNIVERSALI

LATEST RELEASE
ULTIMA VERSIONE

The Supreme Universal Fittings offers the ideal solution to connect plastic or metal pipes.

I Raccordi Universali Supreme offrono la soluzione ideale per collegare tubi in plastica o metallo.



Features

- PP-B body and EPDM gasket
- Working Pressure at 20°C PN16
- SS grippers incorporated in the clamp ring to provide pull-out resistance
- Kit available to provide universal outlets starting from standard fittings
- No special tools required
- Suitable for LEAD, COPPER, ZINC PLATED AND PLASTIC PIPES

Caratteristiche

- Corpo in PP-B, guarnizione in EPDM
- Pressione Nominale a 20°C PN16
- Dentini in acciaio inox incorporati nell'anello di graffaggio per resistere allo sfilamento
- Disponibile kit per ottenere uscita universale a partire da raccordo standard
- Per il montaggio non occorrono attrezzi dedicati
- Adatti per tubi in PIOMBO, RAME, ACCIAIO ZINCATO e PLASTICA.



COUPLING - MANICOTTO PE/UNIVERSAL

UNIVERSAL x PE						
CODE: U1100	PN	Ø	Ø	BOX	BAG	€
U110015016S	16	15-21	x 16	40 C	5	16,12
U110015020S	16	15-21	x 20	40 C	5	16,12
U105015025S	16	15-21	x 25	40 C	5	16,81
U110021020S	16	21-27	x 20	20 C	5	21,41
U110021025S	16	21-27	x 25	20 C	5	21,41
U105021032S	16	21-27	x 32	20 C	5	21,76
U110027025S	16	27-35	x 25	15 C	5	27,39
U110027032S	16	27-35	x 32	15 C	5	27,39
U105027040S	16	27-35	x 40	15 C	5	27,64



90° ELBOW - GOMITO A 90° PE/UNIVERSAL

UNIVERSAL x PE						
CODE: U1290	PN	Ø	Ø	BOX	BAG	€
U129015020S	16	15-21	x 20	40 C	5	16,81
U120015025S	16	15-21	x 25	40 C	5	16,81
U129021025S	16	21-27	x 25	40 C	5	21,76
U120021032S	16	21-27	x 32	20 C	5	21,76
U120027040S	16	27-35	x 40	15 C	5	28,47



STOP COCK VALVE/VALVOLA STOP COCK PE/UNIVERSAL

UNIVERSAL x PE						
CODE: U2000	PN	Ø	Ø	PACK	BAG	€
U200015025S	10	15-21	x 25	15 C	5	29,28
U200021032S	10	21-27	x 32	10 C	5	35,16



COUPLING - MANICOTTO UNIVERSAL/UNIVERSAL

UNIVERSAL x UNIVERSAL						
CODE: U1050	PN	Ø	Ø	BOX	BAG	€
U105015015B	16	15-21	x 15-21	30 C	5	27,75
U110015021B	16	15-21	x 21-27	20 C	5	32,34
U105021021B	16	21-27	x 21-27	20 C	5	36,21
U110021027B	16	21-27	x 27-35	15 C	5	41,86
U105027027B	16	27-35	x 27-35	10 C	5	43,51



90° ELBOW - GOMITO A 90° UNIVERSAL/UNIVERSAL

UNIVERSAL x UNIVERSAL						
CODE: U1200	PN	Ø	Ø	BOX	BAG	€
U120015015B	16	15-21	x 15-21	30 C	5	27,75
U120021021B	16	21-27	x 21-27	15 C	5	37,29
U120027027B	16	27-35	x 27-35	10 C	5	44,22



PLUG/TAPPO UNIVERSAL

UNIVERSAL						
CODE: U1150	PN	Ø		PACK	BAG	€
U11501500B	16	15-21		60 C	5	14,70
U11502100B	16	21-27		30 C	5	18,93
U11502700B	16	27-35		20 C	5	23,17

MALE ADAPTOR/RACCORDO MASCHIO UNIVERSAL



UNIVERSAL x UNIVERSAL

CODE: U0950	PN	Ø	Ø	BOX	BAG	€
U09501500BB	16	15-21	x 1/2"	60 C	5	14,23
U09501500CB	16	15-21	x 3/4"	60 C	5	14,23
U09501500DB	16	15-21	x 1"	60 C	5	14,23
U09502100BB	16	21-27	x 1/2"	30 C	5	18,34
U09502100CB	16	21-27	x 3/4"	30 C	5	18,34
U09502100DB	16	21-27	x 1"	30 C	5	18,34
U09502100EB	16	21-27	x 1"1/4	25 C	5	18,93
U09502100FB	16	21-27	x 1"1/2	25 C	5	18,93
U09502700DB	16	27-35	x 1"	15 C	5	23,05
U09502700EB	16	27-35	x 1"1/4	15 C	5	23,05
U09502700FB	16	27-35	x 1"1/2	15 C	5	23,05
U09502700GB	16	27-35	x 2"	10 C	5	23,52

UNIVERSAL KIT FOR ALL TYPES OF PIPE KIT UNIVERSALE PER OGNI GENERE DI TUBO



UNIVERSAL x PE

CODE: U1390	PN	Ø	Ø	BOX	BAG	€
U139015000	16	15-21	x 25	50 C	1	13,05
U139021000	16	21-27	x 32	40 C	1	17,29
U139027000	16	27-35	x 40	30 C	1	20,58

UNIVERSAL FITTINGS RANGE EXTENSION ESTENSIONE GAMMA

NEW

(available upon request/disponibile a richiesta)

90° TEE UNIVERSAL-ONE SIDE OFF TAKE / TEE A 90° UNIVERSALE-UNA USCITA LATERALE

NEW

UNIVERSAL x PE x PE

CODE: U1050	PN	Ø	Ø	BOX	BAG	€
U075015020S	16	15-21	x 20	5	25	18,68
U075021025S	16	21-27	x 25	5	20	22,94
U075027032S	16	27-35	x 32	5	10	32,87
U080015025S	16	15-21	x 25	5	25	18,88
U080021032S	16	21-27	x 32	5	10	24,61
U080027040S	16	27-35	x 40	4	8	32,87

90° TEE UNIVERSAL-TWO SIDES OFF TAKE / TEE A 90° UNIVERSALE-DUE USCITE LATERALI

NEW

UNIVERSAL x PE x UNIVERSAL

CODE: U1050	PN	Ø	Ø	BOX	BAG	€
U076015020S	16	15-21	x 20	5	25	29,36
U076021025S	16	21-27	x 25	5	20	36,96
U076027032S	16	27-35	x 32	5	10	48,21
U081015025S	16	15-21	x 25	5	25	29,57
U081021032S	16	21-27	x 32	5	15	38,63
U081027040S	16	27-35	x 40	5	10	48,21

90° TEE UNIVERSAL-CENTRAL OFF TAKE / TEE A 90° UNIVERSALE-USCITA CENTRALE

NEW

PE x UNIVERSAL x PE

CODE: U1050	PN	Ø	BOX	BAG	€
U077021032S	16	32 x 21-27	5	20	22,94
U077027040S	16	40 x 27-35	5	10	32,87
U082015025S	16	25 x 15-21	5	25	18,88
U082021032S	16	32 x 21-27	5	10	24,61
U082027040S	16	40 x 27-35	5	8	32,87

90° FEMALE TEE UNIVERSAL-ONE SIDE OFF TAKE / TEE FEMMINA A 90° UNIVERSALE-UNA USCITA LATERALE

NEW

PE x FE" x UNIVERSAL

CODE: U1050	PN	Ø	BOX	BAG	€
U08501500BS	16	15-21 x 1/2"	5	35	17,64
U08501500CS	16	15-21 x 3/4"	5	35	17,64
U08502100BS	16	21-27 x 1/2"	5	20	22,66
U08502100CS	16	21-27 x 3/4"	5	20	22,66
U08502100ES	16	21-27 x 1"1/4	5	15	24,85
U08502700ES	16	27-35 x 1"1/4	5	10	31,82
U08502700FS	16	27-35 x 1"1/2	5	10	31,82

90° MALE TEE UNIVERSAL-ONE SIDE OFF TAKE / TEE MASCHIO A 90° UNIVERSALE-UNA USCITA LATERALE

NEW

PE x MA" x UNIVERSAL					
CODE: U1050	PN	Ø	BOX	BAG	€
U09001500BS	16	15-21 x 1/2"	5	35	17,52
U09001500CS	16	15-21 x 3/4"	5	35	17,52
U09002100BS	16	21-27 x 1/2"	5	20	22,52
U09002100CS	16	21-27 x 3/4"	5	20	22,52
U09002100ES	16	21-27 x 1"1/4	5	15	23,11
U09002700ES	16	27-35 x 1"1/4	5	20	30,27
U09002700FS	16	27-35 x 1"1/2	5	10	31,50

FEMALE ADAPTOR UNIVERSAL/ RACCORDO FEMMINA UNIVERSALE

NEW

UNIVERSAL x FE"					
CODE: U1050	PN	Ø	BOX	BAG	€
U10001500BB	16	15-21 x 1/2"	5	80	10,71
U10001500CB	16	15-21 x 3/4"	5	80	10,71
U10001500DB	16	15-21 x 1"	5	75	10,71
U10002100BB	16	21-27 x 1/2"	5	50	13,80
U10002100CB	16	21-27 x 3/4"	5	50	13,80
U10002100EB	16	21-27 x 1"1/4	5	40	15,07
U10002100DB	16	21-27 x 1"	5	50	13,80
U10002700EB	16	27-35 x 1"1/4	5	25	17,15
U10002700FB	16	27-35 x 1"1/2	5	20	17,15
U10002700DB	16	27-35 x 1"	5	25	17,15

90° FEMALE ELBOW UNIVERSAL/ GOMITO FEMMINA A 90° UNIVERSALE

NEW

UNIVERSAL x FE"					
CODE: U1050	PN	Ø	BOX	BAG	€
U12501500BB	16	15-21 x 1/2"	5	60	15,09
U12501500CB	16	15-21 x 3/4"	5	60	15,09
U12501500DB	16	15-21 x 1"	5	55	15,09
U12502100BB	16	21-27 x 1/2"	5	40	19,35
U12502100CB	16	21-27 x 3/4"	5	40	19,35
U12502100DB	16	21-27 x 1"	5	40	19,35
U12502100EB	16	21-27 x 1"1/4	5	35	21,59
U12502700DB	16	27-35 x 1"	5	20	26,71
U12502700EB	16	27-35 x 1"1/4	5	20	26,71
U12502700FB	16	27-35 x 1"1/2	5	15	26,71

90° MALE ELBOW UNIVERSAL/ GOMITO MASCHIO A 90° UNIVERSALE

NEW

UNIVERSAL x MA"					
CODE: U1050	PN	Ø	BOX	BAG	€
U13001500BB	16	15-21 x 1/2"	5	60	14,47
U13001500CB	16	15-21 x 3/4"	5	60	14,47
U13001500DB	16	15-21 x 1"	5	55	14,47
U13002100BB	16	21-27 x 1/2"	5	40	18,90
U13002100CB	16	21-27 x 3/4"	5	40	18,90
U13002100EB	16	21-27 x 1"1/4	5	35	19,22
U13002100DB	16	21-27 x 1"	5	40	18,90
U13002700EB	16	27-35 x 1"1/4	5	20	23,18
U13002700FB	16	27-35 x 1"1/2	5	15	23,18
U13002700DB	16	27-35 x 1"	5	20	23,18

WALL PLATE ELBOW UNIVERSAL/ GOMITO A MURO UNIVERSALE

NEW

UNIVERSAL x FE"					
CODE: U1050	PN	Ø	BOX	BAG	€
U12701500BB	16	15-21 x 1/2"	5	40	19,43
U12701500CB	16	15-21 x 3/4"	5	40	19,43
U12702100DB	16	21-27 x 1"	5	25	27,25

S16

EASY FIT

PLUG & PLAY

SADDLES

PVC

PE100

IRRIGATION

NYLON

COMPLEMENTARY PRODUCTS

EQUIPMENT

UNIVERSAL KIT ASSEMBLY INSTRUCTION ISTRUZIONI DI ASSEMBLAGGIO DEL KIT UNIVERSALE

The Universal kit allows to transform any metric offtake of standard supreme fittings into an universal one. The steps involved in the assembly of the components are:

Il Kit universale permette di trasformare l'uscita del raccordo standard per tubo PE metrico in uscita in universale. A seguire i passaggi per l'assemblaggio dei componenti:



1. Remove all the components of the PE metric offtake to transform: nut, grip ring, thrust ring and gasket. Prepare the components of the universal kit (1-2-3-4)

1. Rimuovere tutti i componenti dell'uscita PE -metrico del raccordo da trasformare: calotta, anello di graffaggio e di spinta, guarnizione. Preparare i componenti del kit universale (1-2-3-4)



2. Insert the universal sealing ring (4) in the body (5) until the upper edge is like in the picture above. Due to the existing friction, sealing ring insertion may require an additional effort.

2. Inserire la guarnizione universale (4) nel corpo (5) come da figura di sopra. A causa della frizione esistente tra il corpo e la guarnizione l'inserzione può richiedere un certo sforzo.



3. Place the universal insert (3) so that it is positioned above the sealing ring like in the above picture

3. Posizionare l'inserto universale (3) al di sopra della guarnizione come nella foto di sopra



4. Place the universal grip ring (2) above the insert (3) as from the above picture

4. Posizionare l'anello di graffaggio (2) come nella figura di sopra



5. Place the universal nut (1) and tighten clockwise by just one screw thread, leaving it prepared for pipe insertion. Do not screw the universal nut without pipe

5. Posizionare la calotta universale (1) ed avvitare a fondo in senso orario per circa un giro, lasciandola così pronta per l'inserzione del tubo. Non avvitare la calotta universale senza che il tubo sia inserito.

SUPREME UNIVERSAL FITTING ASSEMBLY INSTRUCTION ISTRUZIONI DI ASSEMBLAGGIO



1. Cut the pipe at a 90-degree angle (square cut). When possible it is recommended to bevel the edges of the cut in order to make the insertion easier

1. Tagliare il tubo a 90°. Quando possibile si raccomanda di eliminare bave evidenti per rendere l'inserzione più facile e sicura



2. Slacken the nut without removing from the body. In case the internal components are disassembled (for example due to its transport) please follow the assembly instructions for the kit components

2. Allentare la ghiera senza rimuoverla dal corpo. Se i componenti non sono assemblati (ad es. a causa del trasporto) seguire le istruzioni per l'assemblaggio dei componenti interni del kit



3. Insert the pipe without tightening the nut. Push the fitting until the pipe reaches the stop

3. Inserire l'estremità del tubo senza avvitare la ghiera. Spingere il raccordo finché il tubo non arriva alla battuta



4. Hand tighten the nut and then tighten further with a proper standard tool. Do not screw the universal nut without pipe

4. Avvitare la ghiera manualmente, procedere poi al serraggio meccanico con appropriata chiave standard. Non avvitare la ghiera dell'uscita universale con tubo non inserito.

PE TO COPPER FITTINGS RACCORDI A COMPRESSIONE PE-RAME

NEW



COUPLING-MANICOTTO

CODE: R1100	PN	PE		COPPER		€
		Ø	BOX	BAG	€	
R110013016S	16	16 x 12,7	90 C	20	10,37	
R110015016S	16	16 x 15,0	90 C	20	10,37	
R110019016S	16	16 x 19,0	90 C	20	12,00	
R110022016S	16	16 x 22,0	60 C	10	12,00	
R110026016S	16	16 x 25,4	60 C	10	12,00	
R105020013S	16	20 x 12,7	80 C	20	10,37	
R105020015S	16	20 x 15,0	80 C	20	10,37	
R110019020S	16	20 x 19,0	80 C	20	12,00	
R110022020S	16	20 x 22,0	60 C	10	12,00	
R110026020S	16	20 x 25,4	60 C	10	12,00	
R110025013S	16	25 x 12,7	60 C	10	10,62	
R110025015S	16	25 x 15,0	60 C	10	10,62	
R105025019S	16	25 x 19,0	50 C	10	12,59	
R105025022S	16	25 x 22,0	50 C	10	12,59	
R105025026S	16	25 x 25,4	50 C	10	12,59	
R110032013S	16	32 x 12,7	40 C	10	12,35	
R110032015S	16	32 x 15,0	40 C	10	12,35	
R110032019S	16	32 x 19,0	40 C	10	13,77	
R110032022S	16	32 x 22,0	40 C	10	13,77	
R110032026S	16	32 x 25,4	40 C	10	13,77	



90° ELBOW/GOMITO A 90°

CODE: R1200	PN	PE		COPPER		€
		Ø	BOX	BAG	€	
R120020013S	16	20 x 12,7	60 C	20	10,37	
R120020015S	16	20 x 15,0	60 C	20	10,37	
R129025013S	16	25 x 12,7	50 C	10	11,24	
R129025015S	16	25 x 15,0	50 C	10	11,24	
R120025019S	16	25 x 19,0	50 C	10	12,59	
R120025022S	16	25 x 22,0	50 C	10	12,59	
R120025026S	16	25 x 25,4	50 C	10	12,59	



90° TEE/T A 90°

CODE: R0800	PN	PE		COPPER		€
		Ø	BOX	BAG	€	
R080020013S	16	20 x 12,7 x 20	40 C	20	13,28	
R080020015S	16	20 x 15,0 x 20	40 C	20	13,28	
R075025013S	16	25 x 12,7 x 25	30 C	10	13,41	
R075025015S	16	25 x 15,0 x 25	30 C	10	13,41	
R080025019S	16	25 x 19,0 x 25	30 C	10	14,82	
R080025022S	16	25 x 22,0 x 25	30 C	10	14,82	
R080025026S	16	25 x 25,4 x 25	30 C	10	14,82	
R075032019S	16	32 x 19,0 x 32	20 C	10	15,76	
R075032022S	16	32 x 22,0 x 32	20 C	10	15,76	
R075032026S	16	32 x 25,4 x 32	20 C	10	15,76	



STOP COCK VALVE-VALVOLA STOP COCK

CODE: R2000	PN	PE		COPPER		€
		Ø	BOX	BAG	€	
R200020013S	10	20x12,7	30 C	10	22,93	
R200020015S	10	20x15,0	30 C	10	22,93	
R200025019S	10	25x19,0	20 C	10	25,17	
R200025022S	10	25x22,0	20 C	10	25,17	
R200025026S	10	25x25,4	20 C	10	25,17	

S16

EASY FIT

PLUG & PLAY

SADDLES

PVC

PE100

IRRIGATION

NYLON

COMPLEMENTARY PRODUCTS

EQUIPMENT

MALE ADAPTOR-RACCORDO MASCHI



		PE	COPPER			
CODE: R0950	PN	Ø	BOX	BAG	€	
R09501300BB	16	12,7x1/2"	140 C	5	8,27	
R09501300CB	16	12,7x3/4"	140 C	5	8,27	
R09501300DB	16	12,7x1"	140 C	5	8,27	
R09501500BB	16	15,0x1/2"	140 C	5	8,27	
R09501500CB	16	15,0x3/4"	140 C	5	8,27	
R09501500DB	16	15,0x1"	140 C	5	8,27	
R09501900BB	16	19,0x1/2"	100 C	5	10,37	
R09501900CB	16	19,0x3/4"	100 C	5	10,37	
R09501900DB	16	19,0x1"	100 C	5	10,37	
R09502200BB	16	22,0x1/2"	100 C	5	10,37	
R09502200CB	16	22,0x3/4"	100 C	5	10,37	
R09502200DB	16	22,0x1"	100 C	5	10,37	
R09502600BB	16	25,4x1/2"	100 C	5	10,37	
R09502600CB	16	25,4x3/4"	100 C	5	10,37	
R09502600DB	16	25,4x1"	100 C	5	10,37	

PLUG-TAPPO



		COPPER				
CODE: R1150	PN	Ø	BOX	BAG	€	
R115013000B	16	12,7	140 C	20	9,02	
R115015000B	16	15,0	140 C	20	9,02	
R115019000B	16	19,0	140 C	10	10,62	
R115022000B	16	22,0	100 C	10	10,62	
R115026000B	16	25,4	100 C	10	10,62	

COPPER CONVERSION KIT-KIT PER TUBO RAME



		PE	COPPER			
CODE: R1390	PN	Ø	BOX	BAG	€	
R139000013	16	20x12,7	60 C	1	6,43	
R139000015	16	20x15,0	60 C	1	6,43	
R139000019	16	25x19,0	50 C	1	8,53	
R139000022	16	25x22,0	50 C	1	8,53	
R139000026	16	25x25,4	50 C	1	8,53	



COPPER KIT ASSEMBLY INSTRUCTION ISTRUZIONI ASSEMBLAGGIO KIT RAME

Starting with a standard metric compression fitting:

1. Remove the standard nut
2. Remove all internal components
3. insert component A
4. insert component B
5. lubricate component B
6. insert component C
7. insert component D
8. insert component E
9. put the copper color NUT on the body
10. pipe assembly: see nest pg

Partendo da un raccordo a compressione standard metrico:

1. Rimuovere la calotta standard
2. Rimuovere dal corpo i componenti interni
3. inserire il componente A
4. inserire il componente B
5. lubrificare il componente B
6. inserire il componente C
7. inserire il componente D
8. inserire il componente E
9. avvitare sul corpo la calotta color rame CAL
10. montaggio tubo: vedi la prossima pagina



Pipe Installation/Installazione tubo

Chamfer the copper pipe end. Mark the pipe portion to be inserted into the fitting.
Smussare l'estremità del tubo di rame. Marcare la porzione di tubo che dovrà essere inserita nel raccordo.



Unscrew the nut without removing from the body and twist the copper pipe through the fitting, up to the pipe stop.
Svitare la ghiera senza rimuoverla dal corpo ed inserire in modo rotatorio il tubo di rame fino alla battuta centrale.



Tighten the nut firmly, use a wrench for final tightening.
Serrare a fondo la ghiera, utilizzare una chiave per il serraggio finale.

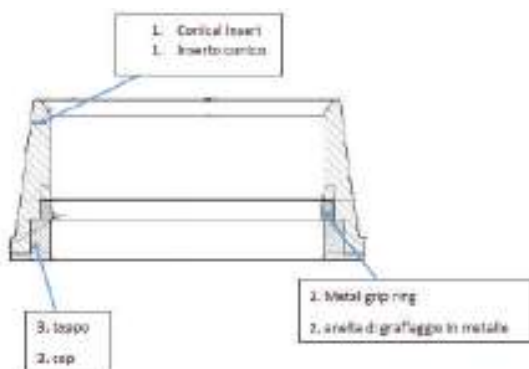
PVC CONVERSION KIT (AVAILABLE UPON REQUEST) KIT PER TUBO PVC (DISPONIBILE SU RICHIESTA)



NEW

CODE: R1390	PN	PE		COPPER		€
		Ø	BOX	BAG	Ø	
P139000020	16	20	-	-	-	-
P139000025	16	25	-	-	-	-
P139000032	16	32	-	-	-	-
P139000040	16	40	-	-	-	-
P139000050	16	50	-	-	-	-
P139000063	16	63	-	-	-	-

PVC KIT ASSEMBLY INSTRUCTIONS - ISTRUZIONI ASSEMBLAGGIO KIT PVC



The PVC kit allows to transform any metric offtake of standard Supreme fittings into a PVC pipe fitting

- 1) Remove nut and grip ring of the standard fitting for PE pipe
- 2) place the metal ring 2. into its site in the conical insert 2. taking care of upper and lower part
- 3) place the cap 3. into its site in the conical insert 2.
- 4) place the complete universal kit above the thrust ring of the standard fitting
- 5) place the standard nut and tighten clockwise leaving it prepared for PVC pipe insertion

Il kit PVC permette di trasformare l'uscita del raccordo standard in uscita compatibile con tubo PVC

- 1) Rimuovere la ghiera e l'anello di graf-faggio del raccordo standard per tubo in PE
- 2) posizionare l'anello di metallo 2. nella sua sede all'interno dell'inserto conico 1.
- 3) posizionare il tappo 3. nella sua sede nell'inserto conico 1
- 4) posizionare il kit completo sopra l'anello di spinta del raccordo standard
- 5) avvitare la ghiera standard lasciandola pronta per l'inserimento del tubo PVC

PVC PIPE INSTALLATION - INSTALLAZIONE DEL TUBO PVC

- 1) Chamfer the PVC pipe end
- 2) Mark the pipe portion to be inserted into the fitting
- 3) Unscrew the nut without removing from the body and twist the PVC pipe through the fitting up to the pipe stop
- 4) tighten the nut firmly, using a wrench for final tightening
- 1) Smussare l'estremità del tubo PVC
- 2) marcare la porzione di tubo che dovrà essere inserita nel raccordo
- 3) Svitare la ghiera senza rimuoverla dal corpo ed inserire il tubo PVC fino alla battuta centrale del raccordo
- 4) Serarre a fondo la ghiera utilizzando una chiave per il serraggio finale

FITTINGS WITH BRASS INSERT RACCORDI CON FILETTO IN OTTONE



Cod.S050

MALE ADAPTOR WITH BRASS INSERT RACCORDO MASCHIO CON FILETTO IN OTTONE

code	Ø	€	BAG	BOX	TYPE BOX
S050020012	20X1/2"	14,11	5	120	C
S050025034	25X3/4"	18,57	5	80	C
S050032100	32X1"	27,64	5	50	C
NEW S050032114	32X1"1/4	34,69	\	35	C
S050040114	40X1"1/4	37,87	\	25	C
NEW S050040112	40X1"1/2	51,5	\	25	C
S050050112	50X1"1/2	53,85	\	15	C
NEW S050050200	50X2"	74,68	\	12	C
S050063200	63X2"	83,02	\	10	C



Cod.S055

FEMALE ADAPTOR WITH BRASS INSERT RACCORDO FEMMINA CON FILETTO IN OTTONE

code	Ø	€	BAG	BOX	TYPE BOX
S055020012	20X1/2"	13,28	5	130	C
S055025034	25X3/4"	17,76	5	90	C
S055032100	32X1"	26,34	5	50	C
NEW S055040034	40X3/4"	21,76	\	25	C
S055040114	40X1"1/4	36,11	\	25	C
S055050112	50X1"1/2	51,16	\	15	C
S055063200	63X2"	78,79	\	10	C



Cod.S060

90° MALE ELBOW WITH BRASS INSERT GOMITO MASCHIO CON FILETTO IN OTTONE

code	Ø	€	BAG	BOX	TYPE BOX
S060020012	20X1/2"	14,46	5	80	C
S060025034	25X3/4"	19,29	5	60	C
S060032100	32X1"	28,57	5	40	C
S060040114	40X1"1/4	38,57	\	20	C
NEW S060040112	40X1"1/2	52,22	\	20	C
S060050112	50X1"1/2	55,03	\	12	C
S060063200	63X2"	84,20	\	8	C



Cod.S065

90° FEMALE ELBOW WITH BRASS INSERT GOMITO FEMMINA CON FILETTO IN OTTONE

code	Ø	€	BAG	BOX	TYPE BOX
S065020012	20X1/2"	13,77	5	90	C
S065025034	25X3/4"	18,57	5	60	C
S065032100	32X1"	27,29	5	40	C
NEW S065040034	40X3/4"	25,63	\	25	C
S065040114	40X1"1/4	39,87	\	20	C
S065050112	50X1"1/2	55,62	\	12	C
S065063200	63X2"	84,20	\	8	C

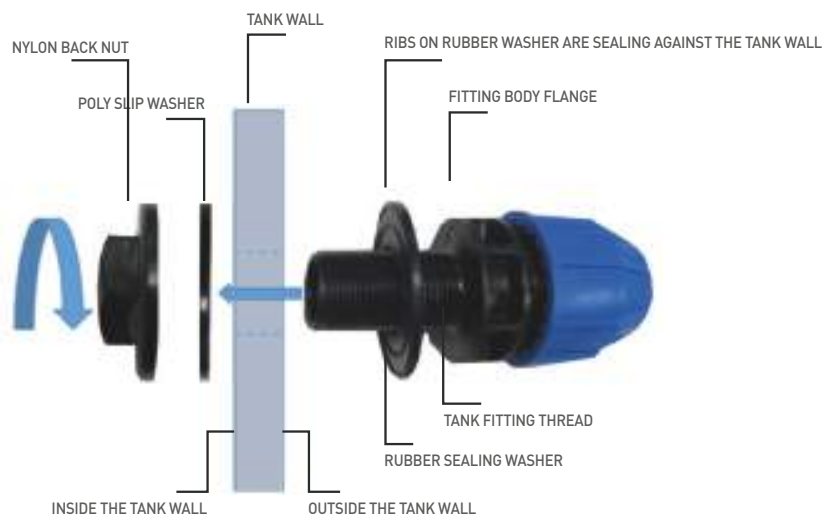
COMPRESSION TANK ADAPTOR D.32X1"



code	DESCRIPTION	€
009603200DS	Tank male adaptor 32X1	9,20
GBNL25	Large nylon backnut 25X1	2,63
GWLR25	Large rubber washer 25X1	2,35
GWLP25	Large poly washer 25X1	1,76



TANK - COMPRESSION FITTING Ø 32X1": ASSEMBLY INSTRUCTIONS



1. Remove the BACK NUT and the POLY SLIP WASHER (the firmer of the two washers). The RUBBER SEALING WASHER must be placed on the fitting thread.
2. Slide the TANK FITTING THREAD through the hole in the tank. The SEALING WASHER, must be between the FITTING BODY FLANGE and the TANK WALL (ensure that the ribs on the rubber SEALING WASHER are sealing against the tank wall).
3. On the INSIDE of the tank wall, slide the POLY SLIP WASHER back on the TANK FITTING THREAD and then screw on the BACK NUT.
4. Firmly tighten the BACK NUT until the face of both the SLIP and SEALING WASHERS make a full contact with the inside-outside tank wall in order to obtain the suitable tight seal.

NOTE: Ensure to comply with the tank manufacturer specifications.

S16

EASY FIT

PLUG & PLAY

SADDLES

PVC

PE100

IRRIGATION

NYLON

COMPLEMENTARY PRODUCTS


EQUIPMENT

Note

A set of horizontal lines for writing notes, with a large, stylized, light blue watermark or illustration in the center.

Easyfit Compression Fittings

Raccordi a compressione Easyfit



suprem  fittings

GENERALITÀ

I raccordi della linea **Easyfit**, destinati al trasporto di fluidi in pressione, sono caratterizzati dall' Innovativo sistema di funzionamento Poseidon che rende possibile bilanciare l'azione di tenuta sul tubo agendo sul livello di avvitamento della ghiera: si ottiene in questo modo la massima sicurezza di funzionamento in tutte le possibili condizioni d'uso e caratteristiche qualitative del tubo. Il raccordo si caratterizza anche per il facile e veloce montaggio, che non richiede alcuna preparazione particolare del tubo.
Gamma prodotto: range dimensionale d.16-110mm, tutte le diverse geometrie applicative.

Informazioni tecniche

Materiali: per la produzione dei raccordi Easyfit si utilizzano materie prime di alta qualità che conferiscono al raccordo caratteristiche di resistenza ed affidabilità nel tempo, idoneità al contatto con l'acqua potabile e compatibilità ambientale. **Corpi, ghiera ed anelli di spinta:** : polipropilene copolimero vergine (PP-B) ad alta resistenza meccanica ed elevato grado di stabilità nel tempo. Per le ghiera colorate si utilizzano master ad alta resistenza ai raggi UV (grado 8- ASTM D2565) **Anelli di graffaggio:** resina poliacetalica (POM) copolimero neutro, colore bianco
Guarnizioni coniche: gomma NBR, durezza 70sh, colore nero
Anelle di blindatura: solo sui filetti femmina $\geq 1\frac{1}{4}$, acciaio inox AISI 430

Standards di riferimento

Dimensioni, caratteristiche e test funzionali: UNI 9561, EN712 - EN713 - EN715 - EN911, ISO3458 - ISO3459 - ISO3501 - ISO3503 - ISO14236, ISO17885, DIN8076.3, AS/NZS 4129.

Compatibilità tubi PE-HD (PE63-80-100), PEX-a: : UNI10910, UNI7990, EN12201-1, ISO4427, DIN8072 - DIN8074, AS/NZS4130, BS6572 - BS6730

Filetti di tenuta idraulica (maschio e femmina): EN12226-1 (ex ISO7/1), DIN2999.1, BS21, AS/NZS1722.1

Flange: ISO7005, DIN2501 - DIN8063.

Temperatura di utilizzo

-10 / +45°C

Pressione nominale (pn) e marchi di qualità

I raccordi della linea Easyfit sono progettati ed idonei all'utilizzo con requisito PN16;

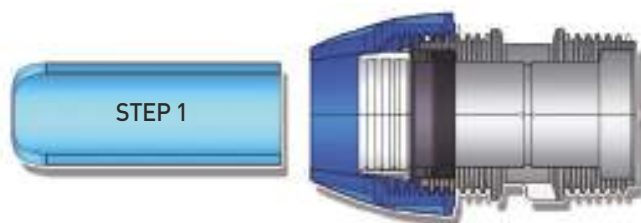
Pressione massima di esercizio al variare della temperatura di utilizzo

temperatura C°	-10 /+25°C	+26/+35 °C	+36/+45 °C
PN	16	12,5	10
PN	12,5	10	8
PN	10	8	6

Acqua potabile

I raccordi Easyfit sono idonei al contatto con l'acqua potabile secondo le vigenti prescrizioni internazionali : Circolare n.102 del 2.12.1978, DM 21.3.1973 e DM174 del 6.4.2004 (Italia); Mitteilungen aus dem Bundesgesundheitsamt 108-109 mitteilung - KTW-D2 (Germania); Kiwa-ATA (Olanda); AS4020 (Australia) ecc.

Istruzioni di montaggio - assembly instructions (1-2)



1. Tagliare il tubo a squadro eliminando eventuali bave, si consiglia di smussare il tubo per $d. \geq 75\text{mm}$.
Svitare la ghiera fino all'ultimo filetto, senza rimuoverla dal raccordo.

1. Cut the pipe square and remove the burrs; we suggest to chamfer it for $d. \geq 75\text{mm}$. Unscrew the nut to the last thread, leave it on the fitting while inserting the pipe.



2. Inserire il tubo superando l'anello di graffaggio fino al primo arresto: il tubo ha raggiunto l'imbocco della guarnizione conica.
2. Twist the pipe into the fitting through the grip ring till the first stop: the pipe has reached the conical gasket.

INTRODUCTION

Easyfit compression fittings for pressure piping applications are characterized by the Innovative Balance Sealing System Po-seidon: thanks to the new technical design it is possible to balance the sealing action towards the pipe through the different tightening of the nut. This leads to the maximum safety in all the possible conditions of use and quality of the pipe, keeping the basic features of easy and fast assembly without any particular preparation of the pipe.

Product range: d.16-110mm, all the common items for piping applications.

Technical specifications

Materials: top quality raw materials are used, this makes the Easyfit fittings highly resistant and reliable in time, suitable for drinking water and environment compatible.

Body, nut, thrust ring: virgin polypropylene (PP-B), high mechanical resistance and thermal stability in course of time. For coloured nuts, top UV resistant master-batch are used (grade 8- ASTM D2565)

Grip ring: copolymer polyacetal resin (POM), white colour

Conical gasket: rubber NBR, hardness 70sh, black colour

Reinforcement ring: only for female threads $\geq 1\frac{1}{4}$, stainless steel AISI 430

Standards

Dimensions, features and functional tests: UNI 9561, EN712 - EN713 - EN715 - EN911, ISO3458 - ISO3459 - ISO3501 - ISO3503 - ISO14236, ISO17885, DIN8076.3, AS/NZS 4129.

Pipe compatibility, PE-HD (PE63-80-100), PEX-a: UNI10910, UNI7990, EN12201-1, ISO4427, DIN8072 - DIN8074, AS/NZS4130, BS6572 - BS6730

Sealing threads (male and female): EN12226-1 (ex ISO7/1), DIN2999.1, BS21, AS/NZS1722.1

Flanges: ISO7005, DIN2501 - DIN8063.

Working temperature

-10 / +45°C

Nominal pressure (PN) and product approvals

Easyfit fittings are designed and suitable to be used at PN16 pressure rate.

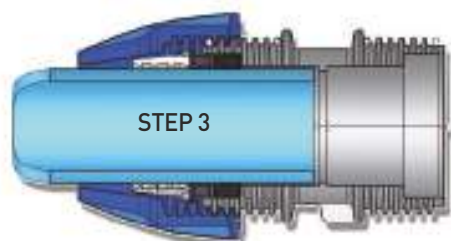
Working pressure and temperature

temperature C°	-10 /+25°C	+26/+35 °C	+36/+45 °C
PN	16	12,5	10
PN	12,5	10	8
PN	10	8	6

Drinking water

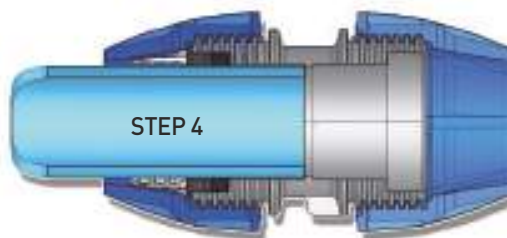
Easyfit fittings are suitable to be in contact with potable water, according to the main international sanitary requirements, such as: Circolare n.102 del 2.12.1978, DM 21.3.1973 e DM174 del 6.4.2004 (Italy); Mitteilungen aus dem Bundesgesundheitsamt 108-109 mitteilung - KTW-D2 (Germany); Kiwa-ATA (Holland); AS4020 (Australia), FDA (USA).

Istruzioni di montaggio - assembly instructions (3-4)



3. Inserire il tubo a fondo, fino al secondo arresto: si è raggiunta la battuta nel raccordo, il tubo è a fine corsa.

3. Push the pipe through the gasket till the second stop:
You have reached the pipe stop of the fitting



4. Avvitare la ghiera serrandola a fondo, a mano o con chiavi standard fino al d.32mm, con chiavi standard oltre d.>= 40

4. Tighten the nut firmly, by hand or standard tool up to 32mm, by standard tool for d.>= 40



Cod. E070

90° INCREASED TEE - TEE AUMENTATO A 90°

Code	Dm	€	Bag	Box	Type Box°
E070020025BLU	20X25X20	6,74	10	60	B
E070025032BLU	25X32X25	7,78	10	40	B



Cod. E075

REDUCING TEE - TEE RIDOTTO A 90°

Code	Dm	€	Bag	Box	Type Box°
E075025020BLU	25X20X25	6,67	10	60	B
E075032025BLU	32X25X32	7,40	10	40	B
E075040032BLU	40X32X40	14,94	5*	21	B
E075050040BLU	50X40X50	19,99	5*	14	B
E075063050BLU	63X50X63	26,46	0	8	B
E075075063BLU	75X63X75	49,51	0	4	B
E075090075BLU	90X75X90	78,79	0	5	A
E075110090BLU	110X90X110	139,94	0	4	A



Cod. E080

90° TEE - TEE A 90°

Code	Dm	€	Bag	Box	Type Box°
E080020020BLU	20X20X20	4,68	20	80	B
E080025025BLU	25X25X25	6,17	10	60	B
E080032032BLU	32X32X32	8,03	10	30	B
E080040040BLU	40X40X40	14,11	5*	20	B
E080050050BLU	50X50X50	18,93	5*	12	B
E080063063BLU	63X63X63	26,93	0	8	B
E080075075BLU	75X75X75	49,51	0	4	B
E080090090BLU	90X90X90	69,14	0	5	A
E080110110BLU	110X110X110	132,89	0	4	A



Cod. E085

90° FEMALE TEE - TEE FEMMINA A 90°

Code	Dm	€	Bag	Box	Type Box°
E085020012BLU	20x1/2"x20	4,18	20	100	B
E085020034BLU	20x3/4"x20	4,18	20	100	B
E085025012BLU	25x1/2"x25	5,45	10	80	B
E085025034BLU	25x3/4"x25	5,45	10	80	B
E085025100BLU	25x1"x25	5,97	10	80	B
E085032012BLU	32x1/2"x32	6,79	10	50	B
E085032034BLU	32x3/4"x32	6,79	10	50	B
E085032100BLU	32x1"x32	6,79	10	50	B
E085040100BLU	40X1"X40	13,77	3*	28	B
E085040114BLU	40X1"1/4X40	13,77	5*	28	B
E085050114BLU	50X1"1/4X50	18,23	3*	18	B
E085050112BLU	50X1"1/2X50	18,23	5*	18	B
E085063112BLU	63X1"1/2X63	26,11	0	10	B
E085063200BLU	63X2"X63	26,11	0	10	B
E085075200BLU	75X2"X75	46,21	0	6	B
E085075212BLU	75X2"1/2X75	46,21	0	6	B
E085075300BLU	75X3"X75	46,21	0	4	B
E085090212BLU	90°X2"1/2X90°	71,62	0	3	B
E085090300BLU	90X3"X90	71,62	0	3	B
E085110300BLU	110X3"X110	108,08	0	6	A
E085110400BLU	110X4"X110	108,08	0	6	A



Cod. E090

90° MALE TEE - TEE MASCHIO A 90°

Code	Dm	€	Bag	Box	Type Box°
E090020012BLU	20X1/2"X20	4,10	20	100	B
E090020034BLU	20X3/4"X20	4,10	20	100	B
E090025012BLU	25X1/2"X25	5,38	10	80	B
E090025034BLU	25X3/4"X25	5,38	10	80	B
E090025100BLU	25X1"X25	5,38	10	70	B
E090032012BLU	32X1/2"X32	7,16	10	50	B
E090032034BLU	32X3/4"X32	6,67	10	50	B
E090032100BLU	32X1"X32	6,67	10	50	B
E090040100BLU	40X1"X40	12,69	3*	28	B
E090040114BLU	40X1"1/4X40	12,69	5*	28	B
E090050114BLU	50X1"1/4X50	17,52	3*	18	B
E090050112BLU	50X1"1/2X50	17,52	5*	18	B
E090063112BLU	63X1"1/2X63	34,81	0	10	B
E090063200BLU	63X2"X63	34,10	0	10	B
E090075212BLU	75X2"1/2X75	52,33	0	6	B
E090075300BLU	75X3"X75	52,33	0	4	B
E090090300BLU	90X3"X90	76,32	0	7	A
E090110400BLU	110x4"x110	124,66	0	5	A



Cod. E095

MALE ADAPTOR - RACCORDO MASCHIO

Code	Dm	€	Bag	Box	Type Box°
E095020012BLU	20x1/2"	2,02	20	280	B
E095020034BLU	20x3/4"	2,02	20	280	B
E095025012BLU	25x1/2"	2,29	10	200	B
E095025034BLU	25x3/4"	2,29	10	200	B
E095025100BLU	25x1"	2,37	10	200	B
E095032012BLU	32x1/2"	3,62	10	100	B
E095032034BLU	32x3/4"	2,93	10	120	B
E095032100BLU	32x1"	2,93	10	120	B
E095032114BLU	32x1"1/4	3,96	10	100	B
E095040100BLU	40x1"	5,90	5*	60	B
E095040114BLU	40x1"1/4	5,90	5*	60	B
E095040112BLU	40x1"1/2	6,67	5*	55	B
E095050114BLU	50x1"1/4	8,27	5*	35	B
E095050112BLU	50x1"1/2	7,78	5*	35	B
E095063114BLU	63x1"1/4	11,74	3*	24	B
E095063112BLU	63x1"1/2	11,74	3*	24	B
E095063200BLU	63x2"	11,12	3*	24	B
E095075200BLU	75x2"	23,17	0	15	B
E095075212BLU	75x2"1/2	23,17	0	15	B
E095075300BLU	75x3"	23,17	0	12	B
E095090212BLU	90x2"1/2	27,39	0	8	B
E095090300BLU	90x3"	27,39	0	8	B
E095110300BLU	110x3"	54,21	0	6	B
E095110400BLU	110x4"	54,21	0	6	B



Cod. E100

FEMALE ADAPTOR - RACCORDO FEMMINA

Code	Dm	€	Bag	Box	Type Box°
E100020012BLU	20X1/2"	2,44	20	280	B
E100020034BLU	20X3/4"	2,44	20	240	B
E100025012BLU	25X1/2"	2,82	10	200	B
E100025034BLU	25X3/4"	2,70	10	200	B
E100025100BLU	25X1"	2,70	10	180	B
E100032012BLU	32X1/2"	3,96	10	120	B
E100032034BLU	32X3/4"	3,30	10	120	B
E100032100BLU	32X1"	3,30	10	120	B
E100032114BLU	32X1"1/4	4,90	10	100	B
E100040100BLU	40X1"	6,17	5*	60	B
E100040114BLU	40X1"1/4	6,17	5*	60	B
E100050114BLU	50X1"1/4	8,78	5*	35	B
E100050112BLU	50X1"1/2	8,78	5*	35	B
E100063112BLU	63X1"1/2	12,46	3*	24	B
E100063200BLU	63X2"	12,46	3*	24	B
E100075200BLU	75X2"	25,53	0	15	B
E100075212BLU	75X2"1/2	25,53	0	15	B
E100075300BLU	75X3"	27,05	0	12	B
E100090212BLU	90X2"1/2	31,41	0	8	B
E100090300BLU	90X3"	31,41	0	8	B
E100110300BLU	110X3"	74,20	0	6	B
E100110400BLU	110X4"	74,20	0	6	B

S16

EASY FIT

PLUG & PLAY

SADDLES

PVC

PE100

IRRIGATION

NYLON

COMPLEMENTARY PRODUCTS

EQUIPMENT



Cod. E105

COUPLING - MANICOTTO

Code	Dm	€	Bag	Box	Type Box°
E105020000BLU	20	3,51	20	160	B
E105025000BLU	25	4,16	10	100	B
E105032000BLU	32	5,38	10	60	B
E105040000BLU	40	9,51	5*	40	B
E105050000BLU	50	12,94	5*	25	B
E105063000BLU	63	17,99	3*	15	B
E105075000BLU	75	35,87	0	8	B
E105090000BLU	90	44,34	0	5	B
E105110000BLU	110	94,78	0	3	B



Cod. E110

REDUCING COUPLING - MANICOTTO RIDOTTO

Code	Dm	€	Bag	Box	Type Box°
E110025020BLU	25X20	4,16	10	120	B
E110032025BLU	32X25	5,65	10	80	B
E110040032BLU	40X32	9,75	5*	40	B
E110050040BLU	50X40	12,59	5*	30	B
E110063050BLU	63X50	17,88	3*	15	B
E110075063BLU	75X63	32,58	0	8	B
E110090075BLU	90X75	43,27	0	6	B
E110110090BLU	110X90	90,67	0	3	B



Cod. E115

END CAP - TAPPO

Code	Dm	€	Bag	Box	Type Box°
E115020000BLU	20	2,49	20	280	B
E115025000BLU	25	2,67	10	200	B
E115032000BLU	32	3,32	10	120	B
E115040000BLU	40	5,90	5*	60	B
E115050000BLU	50	8,78	5*	40	B
E115063000BLU	63	11,74	3*	24	B
E115075000BLU	75	29,52	0	15	B
E115090000BLU	90	33,86	0	8	B
E115110000BLU	110	72,67	0	6	B



Cod. E120

90° ELBOW - GOMITO A 90°

Code	Dm	€	Bag	Box	Type Box°
E120020000BLU	20	3,62	20	120	B
E120025000BLU	25	4,39	10	100	B
E120032000BLU	32	5,42	10	60	B
E120040000BLU	40	10,01	5*	30	B
E120050000BLU	50	14,11	5*	20	B
E120063000BLU	63	17,05	3*	12	B
E120075000BLU	75	34,81	0	6	B
E120090000BLU	90	43,27	0	3	B
E120110000BLU	110	89,49	0	6	A



Cod. E125

90° FEMALE ELBOW - GOMITO FEMMINA A 90°

Code	Dm	€	Bag	Box	Type Box°
E125020012BLU	20x1/2"	2,85	20	200	B
E125020034BLU	20x3/4"	2,85	20	200	B
E125025012BLU	25x1/2"	3,41	10	150	B
E125025034BLU	25x3/4"	3,41	10	150	B
E125025100BLU	25x1"	3,41	10	130	B
E125032012BLU	32x1/2"	4,12	10	90	B
E125032034BLU	32x3/4"	4,12	10	90	B
E125032100BLU	32x1"	4,12	10	90	B
E125040100BLU	40x1"	9,39	3*	45	B
E125040114BLU	40x1"1/4	9,39	5*	45	B
E125050114BLU	50x1"1/4	12,82	3*	30	B
E125050112BLU	50x1"1/2	12,59	5*	30	B
E125063112BLU	63x1"1/2	17,05	3*	17	B
E125063200BLU	63x2"	17,05	3*	17	B
E125075212BLU	75x2"1/2	30,10	0	10	B
E125075300BLU	75x3"	30,10	0	10	B
E125090300BLU	90x3"	55,86	0	5	B
E125110400BLU	110x4"	86,44	0	3	B



Cod. E130

90° MALE ELBOW - GOMITO MASCHIO A 90°

Code	Dm	€	Bag	Box	Type Box°
E130020012BLU	20x1/2"	2,39	20	200	B
E130020034BLU	20x3/4"	2,64	20	200	B
E130025012BLU	25x1/2"	2,98	10	150	B
E130025034BLU	25x3/4"	2,98	10	150	B
E130025100BLU	25x1"	2,98	10	130	B
E130032012BLU	32x1/2"	4,40	10	90	B
E130032034BLU	32x3/4"	3,84	10	90	B
E130032100BLU	32x1"	3,84	10	90	B
E130040100BLU	40x1"	6,55	3*	45	B
E130040114BLU	40x1"1/4	6,55	5*	45	B
E130050114BLU	50x1"1/4	8,88	3*	30	B
E130050112BLU	50x1"1/2	8,88	5*	30	B
E130063112BLU	63x1"1/2	13,41	3*	17	B
E130063200BLU	63x2"	12,35	3*	17	B
E130075212BLU	75x2"1/2	26,93	0	10	B
E130075300BLU	75x3"	26,93	0	10	B
E130090300BLU	90x3"	33,76	0	5	B
E130110400BLU	110x4"	65,51	0	3	B



Cod. S128

90° ELBOW WITH FEMALE OUTLET AT 90° - GOMITO A 90° CON FILETTO FEMMINA A 90°

Code	Dm	€	Bag	Box	Type Box°
S128025012	25x1/2"x25	6,55	10	280	B
S128032012	32x1/2"x32	8,03	10	200	B
S128032034	32x3/4"x32	8,03	10	100	B



Cod. S127

WALL PLATE ELBOW - GOMITO A MURO

Code	Dm	€	Bag	Box	Type Box°
S127020012	20x1/2"	7,16	20	280	B
S127025034	25x3/4"	8,78	10	100	B
S127025012	25x1/2"	8,78	10	100	B
S127032100	32x1"	13,18	10	60	B

NEW

NEW

Plug & Play push fit fittings

Raccordi push fit Plug & Play



suprem  fittings

VANTAGGI

Semplice, veloce, affidabile
Niente saldature,
né serraggi
Disponibile fino al Ø 250mm

ADVANTAGES

Simple, quick, reliable
No welding, no tightening
Now available up to Ø 250mm



Anello di aggraffaggio
Grip ring
[POM]

Guarnizione
Gasket
[EPDM 70sh A]

Corpo
Body / Corp / Cuerpo
[PP / PE100]



Acqua potabile

Potable water
Eau potable
Agua potable

Normative

Standards / Normes / Normas

UNI9561 / AS/NZS4129 / BRL-K 17105
DIN8076 / ISO17885

COUPLER - MANICOTTO



PP

CODE: P105	PN	Ø	Bag	PACK	€
PP105020000S	16	20	10	150	10,96
PP105025000S	16	25	10	100	11,92
PP105032000S	16	32	5	60	14,04
PP105040000S	16	40	2	36	22,56
PP105050000S	16	50	2	20	30,86
PP105063000S	16	63	-	12	41,07
PP105075000S	16	75	-	15	52,14
PP105090000S	16	90	-	10	88,52
PP105110000S	16	110	-	6	102,57
PP105125000S	16	125	-	5	124,49
PP105140000S	16	140	-	3	140,45
PP105160000S	16	160	-	2	212,80
PP105180000S	16	180	-	2	272,38
PP105200010S	10	200	-	1	409,64
PP105225010S	10	225	-	1	439,43
PP105250010S	10	250	-	1	556,47
PP105315010S	10	315	-	1	*

BELL SOCKET - BICCHIERE



PE100

CODE: P161	PN	Ø	Bag	PACK	€
PP161090000S	16	90	-	1	69,80
PP161110000S	16	110	-	1	87,89
PP161125000S	16	125	-	1	110,66
PP161140000S	16	140	-	1	120,23
PP161160000S	16	160	-	1	146,83
PP161180000S	16	180	-	1	220,25
PP161200010S	10	200	-	1	347,93
PP161225010S	10	225	-	1	373,46
PP161250010S	10	250	-	1	473,48
PP161315010S	10	315	-	1	*

REDUCED COUPLER/MANICOTTO RIDOTTO



PP

CODE: P110	PN	Ø	Bag	PACK	€
PP110025020S	16	25x20	10	100	11,81
PP110032025S	16	32x25	5	70	13,30
PP110040032S	16	40x32	2	36	19,47
PP110050040S	16	50x40	2	24	25,32
PP110063050S	16	63x50	-	12	35,96

PE100

CODE: P111	PN	Ø	Bag	PACK	€
PP111110090S	16	110x90	1	-	*
PP111125110S	16	125x110	1	-	*
PP111140125S	16	140x125	1	-	*
PP111160125S	16	160x125	1	-	*
PP111160140S	16	160x140	1	-	*
PP111180160S	16	180x160	1	-	*
PP111200180S	10	200x180	1	-	*
PP111200160S	10	200x160	1	-	*
PP111225200S	10	225x200	1	-	*
PP111225180S	10	225x180	1	-	*
PP111250225S	10	250x225	1	-	*
PP111250200S	10	250x200	1	-	*
PP111315250S	10	315x250	1	-	*

FLANGED JOINT/RACCORDO FLANGIATO



PE100

CODE: P085	PN	Ø	Bag	PACK	€
PP135090080S	16	90	-	15	228,76
PP135110100S	16	110	-	13	262,81
PP135125100S	16	125	-	13	292,60
PP135140125S	16	140	-	12	380,91
PP135160150S	16	160	-	12	439,43
PP135180150S	16	180	-	1	527,74
PP135200201S	10	200	-	1	732,03
PP135225201S	10	225	-	1	818,22
PP135250251S	10	250	-	1	979,94
PP135315301S	10	315	-	1	*

*Available upon request / *Disponibile su richiesta

FEMALE ADAPTOR - RACCORDO FEMMINA



PP

CODE: P100	PN	Ø	Bag	PACK	€
PP10002000BS	16	20x1/2"	10	250	7,77
PP10002000CS	16	20 x3/4"	10	250	7,77
PP10002500BS	16	25x1/2"	10	130	9,47
PP10002500CS	16	25x3/4"	10	130	9,47
PP10002500DS	16	25x1"	10	130	9,47
PP10003200CS	16	32x3/4"	5	90	11,38
PP10003200DS	16	32x1"	5	80	11,38
PP10003200ES	16	32x1"1/4	5	80	11,38 *
PP10004000DS	16	40x1"	2	40	18,94
PP10004000ES	16	40x1"1/4	2	40	18,94
PP10004000FS	16	40x1"1/2	2	40	18,94 *
PP10004000ES	16	50x1"1/4	2	30	25,75 *
PP10005000FS	16	50x1"1/2	2	24	25,75
PP10005000GS	16	50x2"	2	24	25,75
PP10006300FS	16	63x1"1/2	-	18	34,05
PP10006300GS	16	63x2"	-	18	34,05

90° FEMALE TEE/T A 90° FEMMINA



PP

CODE: P085	PN	Ø	Bag	PACK	€
PP08502000BS	16	20 x 1/2"	10	100	12,02
PP08502000CS	16	20 x 3/4"	10	100	12,02
PP08502500BS	16	25 x 1/2"	10	50	13,30
PP08502500CS	16	25 x 3/4"	10	50	13,30
PP08502500DS	16	25 x 1"	10	40	13,30
PP08503200CS	16	32 x 3/4"	5	30	17,24
PP08503200DS	16	32 x 1"	5	30	17,24
PP08504000DS	16	40 x 1"	2	20	26,28
PP08504000ES	16	40 x 1"1/4	2	20	26,28
PP08505000FS	16	50 x 1"1/2	2	12	35,96
PP08506300FS	16	63 x 1"1/2	-	8	51,07
PP08506300GS	16	63 x 2"	-	8	51,07
P08506300GS	16	63x2"	1	8	51,07

90° MALE ELBOW/GOMITO MASCHIO



PP

CODE: P130	PN	Ø	Bag	PACK	€
PP13002000BS	16	20 x 1/2"	10	160	7,28
PP13002500CS	16	25 x 3/4"	10	100	8,11
PP13003200DS	16	32 x 1"	5	60	9,72
PP13004000ES	16	40 x 1"1/4	2	26	14,79
PP13005000FS	16	50 x 1"1/2	2	18	20,11
PP13006300GS	16	63 x 2"	-	12	28,41

MALE ADAPTOR/RACCORDO MASCHIO



PP

CODE: P095	PN	Ø	Bag	PACK	€
PP09502000BS	16	20x1/2"	10	250	6,97
PP09502000CS	16	20x3/4"	10	250	7,02
PP09502500BS	16	25x1/2"	10	130	7,45
PP09502500CS	16	25x3/4"	10	130	7,59
PP09502500DS	16	25x1"	10	130	7,68
PP09503200CS	16	32x3/4"	5	80	8,37
PP09503200DS	16	32 x1"	5	80	8,37
PP09503200ES	16	32x1"1/4	5	70	8,44 *
PP09504000DS	16	40 x1"	2	40	13,94
PP09504000ES	16	40x1"1/4	2	40	13,94
PP09504000FS	16	40x1"1/2	2	40	13,94 *
PP09505000FS	16	50x1"1/2	2	24	18,41
PP09505000GS	16	50x2"	2	24	18,41 *
PP09506300FS	16	63x1"1/2	1	18	26,07
PP09506300GS	16	63x2"	1	18	26,07

90° MALE TEE/T A 90° MASCHIO



PP

CODE: P080	PN	Ø	Bag	PACK	€
PP09002000BS	16	20 x 1/2"	10	100	11,38
PP09002500CS	16	25 x 3/4"	10	50	12,56
PP09003200DS	16	32 x 1"	5	30	17,24
PP09004000ES	16	40 x 1"1/4	2	20	26,28
PP09005000FS	16	50 x 1"1/2	2	12	35,96
PP09006300GS	16	63 x 2"	-	8	51,07

90° TEE/T A 90°



PP

CODE: P080	PN	Ø	Bag	PACK	€
PP080020020S	16	20	10	90	15,22
PP080025025S	16	25	10	50	16,07
PP080032032S	16	32	5	30	20,85
PP080040040S	16	40	2	14	32,66
PP080050050S	16	50	2	8	44,69
PP080063063S	16	63	-	5	63,63

PE100

CODE: P081	PN	Ø	Bag	PACK	€
PP081090000S	16	90	-	1	*
PP081110000S	16	110	-	1	*
PP081125000S	16	125	-	1	*
PP081140000S	16	140	-	1	*
PP081160000S	16	160	-	1	*
PP081180000S	16	180	-	1	*
PP081200010S	10	200	-	1	*
PP081225010S	10	225	-	1	*
PP081250010S	10	250	-	1	*
PP081315010S	10	315	-	1	*

*Available upon request / *Disponibile su richiesta

90° ELBOW/GOMITO A 90°



PP

CODE: P120	PN	Ø	Bag	PACK	€
PP120020000S	16	20	10	140	11,28
PP120025000S	16	25	10	90	12,45
PP120032000S	16	32	5	50	13,94
PP120040000S	16	40	2	20	26,28
PP120050000S	16	50	2	12	36,50
PP120063000S	16	63	-	9	44,05

PE100

CODE: P121	PN	Ø	Bag	PACK	€
PP121090000S	16	90	-	1	*
PP121110000S	16	110	-	1	*
PP121125000S	16	125	-	1	*
PP121140000S	16	140	-	1	*
PP121160000S	16	160	-	1	*
PP121180000S	16	180	-	1	*
PP121200010S	10	200	-	1	*
PP121225010S	10	225	-	1	*
PP121250010S	10	250	-	1	*
PP121315010S	10	315	-	1	*

90° FEMALE ELBOW/GOMITO A FEMMINA



PP

CODE: P111	PN	Ø	Bag	PACK	€
PP12502000BS	16	20 x 1/2"	10	160	7,77
PP12502000CS	16	20 x 3/4"	10	140	7,77
PP12502500BS	16	25 x 1/2"	10	100	9,72
PP12502500CS	16	25 x 3/4"	10	100	9,72
PP12502500DS	16	25 x 1"	10	80	9,72
PP12503200CS	16	32 x 3/4"	5	60	11,38
PP12503200DS	16	32 x 1"	5	60	11,38
PP12504000DS	16	40 x 1"	2	26	18,94
PP12504000ES	16	40 x 1"1/4	2	26	18,94
PP12505000FS	16	50 x 1"1/2	2	18	25,54
PP12506300FS	16	63 x 1"1/2	-	12	34,05
PP12506300GS	16	63 x 2"	-	12	34,05

REDUCED TEE/T A 90° RIDOTTO



PP

CODE: P075	PN	Ø	Bag	PACK	€
PP075025020S	16	25 x 20	10	50	16,07
PP075032025S	16	32 x 25	5	30	20,85
PP075040032S	16	40 x 32	2	14	32,66
PP075050040S	16	50 x 40	2	8	44,58
PP075063050S	16	63 x 50	-	5	63,63

PE100

CODE: P076	PN	Ø	Bag	PACK	€
PP076110090S	16	110 x 90	-	1	*
PP076125090S	16	125 x 90	-	1	*
PP076140090S	16	140 x 90	-	1	*
PP076160125S	16	160 x 125	-	1	*
PP076180125S	16	180 x 125	-	1	*
PP076200160S	10	200 x 160	-	1	*
PP076225160S	10	225 x 160	-	1	*
PP076250160S	10	250 x 160	-	1	*
PP076315200S	10	315 x 200	-	1	*
P076225180S	10	225x180	-	-	-
P076250225S	10	250x225	-	-	-
P076250200S	10	250x200	-	-	-
P076315250S	10	315x250	-	-	-

END PLUG/TAPPO



PP

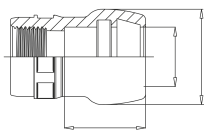
CODE: P115	PN	Ø	Bag	PACK	€
PP115020000S	16	20	10	300	6,58
PP115025000S	16	25	10	200	7,42
PP115032000S	16	32	5	100	8,42
PP115040000S	16	40	2	60	13,83
PP115050000S	16	50	-	36	20,32
PP115063000S	16	63	-	20	27,88

PE100

CODE: P116	PN	Ø	Bag	PACK	€
PP116090000S	16	90	-	1	*
PP116110000S	16	110	-	1	*
PP116125000S	16	125	-	1	*
PP116140000S	16	140	-	1	*
PP116160000S	16	160	-	1	*
PP116180000S	16	180	-	1	*
PP116200010S	10	200	-	1	*
PP116225010S	10	225	-	1	*
PP116250010S	10	250	-	1	*
PP116315010S	10	315	-	1	*

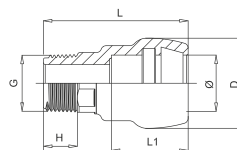
*Available upon request / *Disponibile su richiesta

FEMALE ADAPTOR/RACCORDO FEMMINA
Brass thread / Filetto in ottone



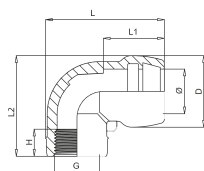
CODE: P055	PN	Ø	Bag	PACK	€
PP05502000BS	16	20X1/2"	-	-	*
PP05502500CS	16	25X3/4"	-	-	*
PP05503200DS	16	32X1"	-	-	*
PP05504000ES	16	40X1"1/4	-	-	*
PP05505000FS	16	50X1"1/2	-	-	*
PP05506300GS	16	63X2"	-	-	*

MALE ADAPTOR/RACCORDO MASCHIO
Brass thread / Filetto in ottone



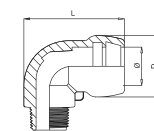
CODE: P050	PN	Ø	Bag	PACK	€
PP05002000BS	16	20X1/2"	-	-	*
PP05002500CS	16	25X3/4"	-	-	*
PP05003200DS	16	32X1"	-	-	*
PP05004000ES	16	40X1"1/4	-	-	*
PP05005000FS	16	50X1"1/2	-	-	*
PP05006300GS	16	63X2"	-	-	*

90° FEMALE ELBOW/GOMITO A 90° FEMMINA
Brass thread / Filetto in ottone



CODE: P065	PN	Ø	Bag	PACK	€
PP06502000BS	16	20X1/2"	-	-	*
PP06502500CS	16	25X3/4"	-	-	*
PP06503200DS	16	32X1"	-	-	*
PP06504000ES	16	40X1"1/4	-	-	*
PP06505000FS	16	50X1"1/2	-	-	*
PP06506300GS	16	63X2"	-	-	*

90° MALE ELBOW/GOMITO A 90° MASCHIO
Brass thread / Filetto in ottone



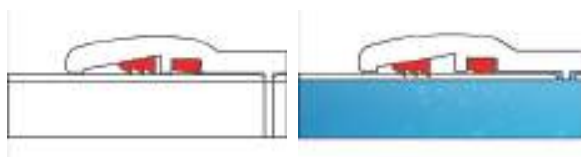
CODE: P060	PN	Ø	Bag	PACK	€
PP06002000BS	16	20X1/2"	-	-	*
PP06002500CS	16	25X3/4"	-	-	*
PP06003200DS	16	32X1"	-	-	*
PP06004000ES	16	40X1"1/4	-	-	*
PP06005000FS	16	50X1"1/2	-	-	*
PP06006300GS	16	63X2"	-	-	*

INSERTING DEVICE/INSERTITORE



CODE: P060	Ø	Bag	Pack	€
P8870090160	90-160	1	1	2278,00
P8870160250	160-250	1	1	3842,00

How the P&P fittings work - Come funziona il raccordo P&P



INSTALLATION - INSTALLAZIONE



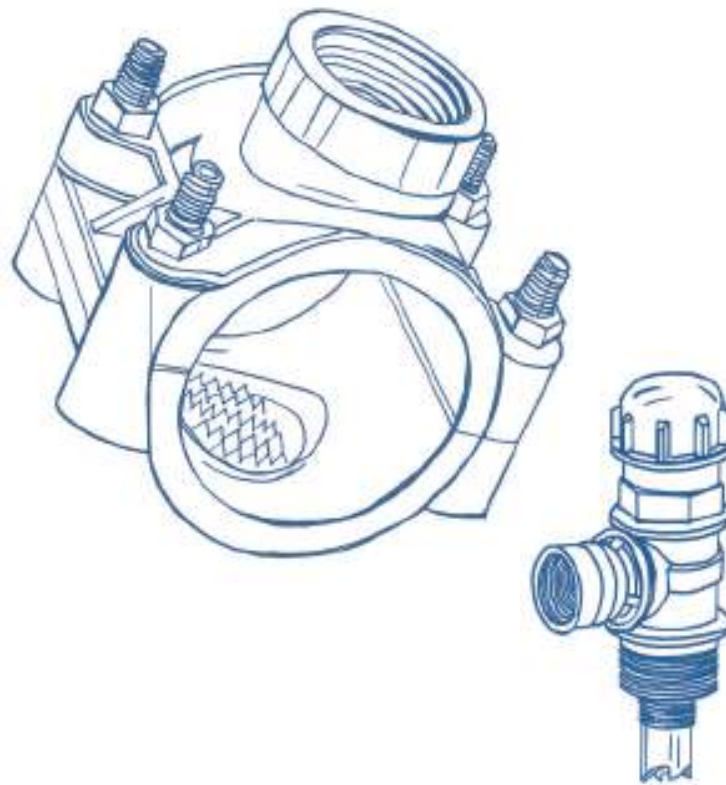


Chamfer and clean the PE pipe ends, lubricate the seals with liquid soap, never lubricate pipe ends. Insert pipes into fittings by hand for smallest sizes or using the inserting devise for bigger sizes, taking care that the ends meet the pipe stop (mark the pipe to make it safer).

Smussare e pulire l'estremità del tubo in PE, lubrificare la guarnizione con sapone liquido, non lubrificare mai il tubo. Inserire il tubo nel manicotto fino alla battuta interna a mano per raccordi piccoli, utilizzando l'apposito inseritore per raccordi di diametro maggiore (marcare il tubo per maggior sicurezza).

*Available upon request / *Disponibile su richiesta

Clamp Saddles Prese a Staffa




suprem  fittings

CLAMP SADDLES 0150 (ex S160) & 0154 (ex S161)

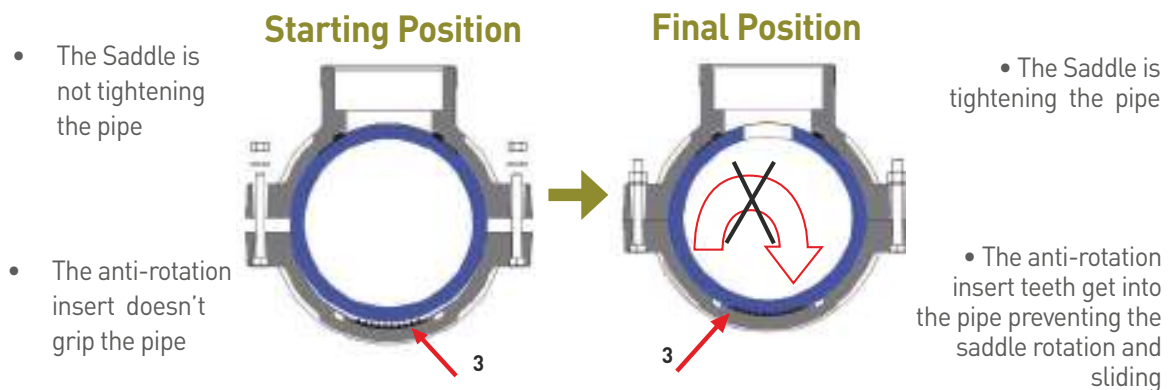
Technical features

- Suitable to be used with PE and PVC metric pipes
- Material: grey Polypropylene copolymer PP-B
- Reinforcement ring in stainless steel (1): maximized height to increase pressure tightening in case of bending moment applied to the outlet and vibrations steady in time
- Zinc plated bolts for model S160, stainless steel for model S161
- Flat gasket in NBR 70sh (2): maximized internal diameter in order to increase the working confidence (better containment of the pipe drill-hole); flat extension to increase the contact surface with the pipe leading the better performance in case of an unwanted extra-pressure (water hammer)
- Bolts grip system
- Gasket grip system
- Patented anti-rotation system Octopus : the innovative insert (3) works very effectively and long lasting against rotation and axial slide of the saddle, suitable to grip different type of PE 80-100 pipes with no risk of damage.
- Reference norms: ISO13460 – AS/NZS4129 etc; threads according to EN10226 (ex ISO7/1)
- Main applications: top quality irrigation, potable water pipelines, fire fighting equipments



“Octopus” Antirotation System


Patented anti-rotation system Octopus: the innovative insert (3) works very effectively and long lasting against rotation and axial slide of the saddle, suitable to grip different type of PE 80-100 pipes with no risk of damage.



PRESE A STAFFA 0150 (ex S160) & 0154 (ex S161)

Caratteristiche tecniche

- Adatte all'utilizzo con tubo PE e PVC metrico
- Materiale: Polipropilene copolimero PP-B
- Colore: grigio
- Anello di rinforzo in acciaio inox (1): massimizzata l'altezza per aumentare la resistenza alla pressione in presenza di momenti flettenti e vibrazioni applicate alla derivazione filettata
- Bulloni zincati per le staffe S160, acciaio inox per le staffe S161
- Guarnizione a sella in NBR 70sh (2): massimizzato il diametro per un miglior contenimento della foratura-tubo; estensione piatta per garantire la tenuta anche di presenza di sovra-pressioni indesiderate (colpi d'ariete)
- Sistema di blocco della vite.
- Sistema di trattenuta della guarnizione
- Sistema antirotazione brevettato Octopus : l'innovativo inserto (3) funziona in maniera efficace e durevole contro rotazione e slittamento della staffa sul tubo, è adatto per i diversi tubi in PE 80-100 senza rischi di danneggiamento.
- Normative di riferimento: ISO13460 – AS/NZS4129 etc; filetti secondo EN10226 (ex ISO7/1)
- Principali applicazioni: irrigazione qualificata, acquedottistica, antincendio.



Sistema Antirotazione "Octopus"

Sistema antirotazione brevettato Octopus: l'innovativo inserto (3) funziona in maniera efficace e durevole contro rotazione e slittamento della staffa sul tubo, è adatto per i diversi tubi in PE 80-100 senza rischi di danneggiamento.

- la staffa non è serrata sul tubo
 - l'inserto antirotazione si appoggia sul tubo senza penetrarlo
- Posizione iniziale**
-
- Posizione finale**
-
- la staffa è stretta sul tubo
 - i denti dell'inserto antirotazione penetrano nel tubo evitando rotazione e slittamento della staffa

Reinforced with zinc plated bolts and anti-rotation system Octopus PN 16 Clamp Saddles
Prese a staffa PN 16 rinforzate con bulloni zincati e sistema antirotazione Octopus

Code	Dm	€	PN	Bolts	Bag	Box°
015002500BX	25 x 1/2"	3,49	16	2	20*	180 B
015002500CX	25 x 3/4"	3,49	16	2	20*	180 B
015003200BX	32 x 1/2"	3,77	16	2	20*	150 B
015003200CX	32 x 3/4"	3,77	16	2	20*	150 B
015003200DX	32 x 1"	4,16	16	2	10*	120 B
015004000BX	40 x 1/2"	4,61	16	2	10*	100 B
015004000CX	40 x 3/4"	4,61	16	2	10*	100 B
015004000DX	40 x 1"	4,61	16	2	10*	100 B
015005000BX	50 x 1/2"	5,88	16	4	10*	80 B
015005000CX	50 x 3/4"	5,88	16	4	10*	80 B
015005000DX	50 x 1"	5,88	16	4	10*	80 B
015006300BX	63 x 1/2"	6,71	16	4	10*	50 B
015006300CX	63 x 3/4"	6,71	16	4	10*	50 B
015006300DX	63 x 1"	6,71	16	4	10*	50 B
015006300EX	63 x 1 1/4"	6,71	16	4	5*	50 B
015006300FX	63 x 1 1/2"	9,17	16	4	5*	40 Bt
015007500BX	75 x 1/2"	7,99	16	4	5*	40 B
015007500CX	75 x 3/4"	7,99	16	4	5*	40 B
015007500DX	75 x 1"	7,99	16	4	5*	40 B
015007500EX	75 x 1 1/4"	7,99	16	4	5*	40 B
015007500FX	75 x 1 1/2"	11,64	16	4	5*	35 B
015007500GX	75 x 2"	11,64	16	4	5*	30 B
015009000BX	90 x 1/2"	10,58	16	4	5*	30 B
015009000CX	90 x 3/4"	10,58	16	4	5*	30 B
015009000DX	90 x 1"	10,58	16	4	5*	30 B
015009000EX	90 x 1 1/4"	10,58	16	4	5*	30 B
015009000FX	90 x 1 1/2"	12,00	16	4	5*	25 B
015009000GX	90 x 2"	12,00	16	4	5*	25 B
015011000BX	110 x 1/2"	15,05	16	6	5*	20 B
015011000CX	110 x 3/4"	15,05	16	6	5*	20 B
015011000DX	110 x 1"	15,05	16	6	5*	20 B
015011000EX	110 x 1 1/4"	15,05	16	6	5*	20 B
015011000FX	110 x 1 1/2"	15,63	16	6	5*	15 B
015011000GX	110 x 2"	15,63	16	6	5*	15 B
015011000LX	110 x 3"	29,40	10	6	-	10 B
015012500CX	125 x 3/4"	23,52	16	6	-	18 B
015012500DX	125 x 1"	23,52	16	6	-	18 B
015012500EX	125 x 1 1/4"	23,52	16	6	-	18 B
015012500FX	125 x 1 1/2"	25,28	16	6	-	14 B
015012500GX	125 x 2"	25,28	16	6	-	14 B
015012500LX	125 x 3"	31,75	10	6	-	14 B
015014000CX	140 x 3/4"	25,87	16	6	-	12 B
015014000DX	140 x 1"	25,87	16	6	-	12 B
015014000EX	140 x 1 1/4"	25,87	16	6	-	12 B
015014000FX	140 x 1 1/2"	29,99	16	6	-	12 B
015014000GX	140 x 2"	29,99	16	6	-	10 B
015014000LX	140 x 3"	32,93	10	6	-	10 B
015016000BX	160 x 1/2"	27,05	16	6	-	10 B
015016000CX	160 x 3/4"	27,05	16	6	-	10 B
015016000DX	160 x 1"	27,05	16	6	-	10 B
015016000EX	160 x 1 1/4"	27,05	16	6	-	10 B
015016000FX	160 x 1 1/2"	31,16	16	6	-	10 B
015016000GX	160 x 2"	31,16	16	6	-	10 B
015016000LX	160 x 3"	40,57	10	6	-	8 B
015018000DX	180 x 1"	45,16	10	6	-	6 B
015018000GX	180 x 2"	45,16	10	6	-	6 B
015018000LX	180 x 3"	53,39	8	6	-	4 B
015020000DX	200 x 1"	51,27	10	6	-	4 B
015020000FX	200 x 1 1/2"	51,27	10	6	-	4 B
015020000GX	200 x 2"	51,27	10	6	-	4 B

Cod. 0150
(ex cod. S160)



Code	Dm	€	PN	Bolts	Bag	Box°
015020000LX	200 x 3"	60,09	8	6	-	4 B
015020000MX	200 x 4"	60,09	8	6	-	4 B
015022500FX	225 x 1 1/2"	72,57	10	6	-	4 B
015022500GX	225 x 2"	72,57	10	6	-	4 B
015022500LX	225 x 3"	82,32	8	6	-	4 B
015022500MX	225 x 4"	82,32	8	6	-	4 B
015025000FX	250 x 1 1/2"	78,79	10	6	-	3 B
015025000GX	250 x 2"	78,79	10	6	-	3 B
015025000LX	250 x 3"	87,50	8	6	-	3 B
015025000MX	250 x 4"	87,50	8	6	-	3 B
015028000FX	280 x 1 1/2"	112,42	10	6	-	2 B
015028000GX	280 x 2"	112,42	10	6	-	2 B
015028000LX	280 x 3"	119,71	8	6	-	2 B
015028000MX	280 x 4"	119,71	8	6	-	2 B
015031500FX	315 x 1 1/2"	115,95	10	6	-	2 B
015031500GX	315 x 2"	115,95	10	6	-	2 B
015031500LX	315 x 3"	123,48	8	6	-	2 B
015031500MX	315 x 4"	123,48	8	6	-	2 B

NEW

For additional threaded outlet see section Nylon FB GRB items
 Per ulteriori uscite filettate vedere sezione Nylon CV art. GRB

Hot Tapping Neck
Presse in carico per staffe



See page 53: Assembly Instruction
 Vedi Istruzioni Assemblaggio a pag. 53

Code	Dm inlet X outlet	€	PN	Bag	Box
S157100025	1 x 25	41,27	16	10	30C
S157100034	1 x 3/4"	39,90	16	10	30C

Reinforced with S/S bolts and anti-rotation system Octopus PN 16 Clamp Saddles Prese a staffa PN 16 rinforzate con bulloni inox e sistema antirotazione Octopus

Code	Dm	€	PN	Bolts	Bag	Box°
015402500BX	25 x 1/2"	4,40	16	2	20*	180 B
015402500CX	25 x 3/4"	4,40	16	2	20*	180 B
015403200BX	32 x 1/2"	4,66	16	2	20*	150 B
015403200CX	32 x 3/4"	4,66	16	2	20*	150 B
015403200DX	32 x 1"	5,10	16	2	10*	120 B
015404000BX	40 x 1/2"	5,68	16	2	10*	100 B
015404000CX	40 x 3/4"	5,68	16	2	10*	100 B
015404000DX	40 x 1"	5,68	16	2	10*	100 B
015405000BX	50 x 1/2"	7,78	16	4	10*	80 B
015405000CX	50 x 3/4"	7,78	16	4	10*	80 B
015405000DX	50 x 1"	7,78	16	4	10*	80 B
015406300BX	63 x 1/2"	9,27	16	4	10*	50 B
015406300CX	63 x 3/4"	9,27	16	4	10*	50 B
015406300DX	63 x 1"	9,27	16	4	10*	50 B
015406300EX	63 x 1 1/4"	9,27	16	4	5*	50 B
015406300FX	63 x 1 1/2"	10,87	16	4	5*	40 B
015407500BX	75 x 1/2"	10,01	16	4	5*	40 B
015407500CX	75 x 3/4"	10,01	16	4	5*	40 B
015407500DX	75 x 1"	10,01	16	4	5*	40 B
015407500EX	75 x 1 1/4"	10,01	16	4	5*	40 B
015407500FX	75 x 1 1/2"	13,41	16	4	5*	35 B
015407500GX	75 x 2"	13,41	16	4	5*	30 B
015409000BX	90 x 1/2"	13,41	16	4	5*	30 B
015409000CX	90 x 3/4"	13,41	16	4	5*	30 B
015409000DX	90 x 1"	13,41	16	4	5*	30 B
015409000EX	90 x 1 1/4"	13,41	16	4	5*	30 B
015409000FX	90 x 1 1/2"	14,58	16	4	5*	25 B
015409000GX	90 x 2"	14,58	16	4	5*	25 B
015411000BX	110 x 1/2"	17,52	16	6	5*	20 B
015411000CX	110 x 3/4"	17,52	16	6	5*	20 B
015411000DX	110 x 1"	17,52	16	6	5*	20 B
015411000EX	110 x 1 1/4"	17,52	16	6	5*	20 B
015411000FX	110 x 1 1/2"	18,82	16	6	5*	15 B
015411000GX	110 x 2"	18,82	16	6	5*	15 B
015411000LX	110 x 3"	34,10	10	6	-	10 B
015412500CX	125 x 3/4"	28,22	16	6	-	18 B
015412500DX	125 x 1"	28,22	16	6	-	18 B
015412500EX	125 x 1 1/4"	28,22	16	6	-	18 B
015412500FX	125 x 1 1/2"	30,58	16	6	-	14 B
015412500GX	125 x 2"	30,58	16	6	-	14 B
015412500LX	125 x 3"	36,46	10	6	-	14 B
015414000CX	140 x 3/4"	29,40	16	6	-	12 B
015414000DX	140 x 1"	29,40	16	6	-	12 B
015414000EX	140 x 1 1/4"	29,40	16	6	-	12 B
015414000FX	140 x 1 1/2"	32,93	16	6	-	12 B
015414000GX	140 x 2"	32,93	16	6	-	10 B
015414000LX	140 x 3"	38,22	10	6	-	10 B
015416000BX	160 x 1/2"	31,16	16	6	-	10 B
015416000CX	160 x 3/4"	31,16	16	6	-	10 B
015416000DX	160 x 1"	31,16	16	6	-	10 B
015416000EX	160 x 1 1/4"	31,16	16	6	-	10 B
015416000FX	160 x 1 1/2"	35,28	16	6	-	10 B
015416000GX	160 x 2"	35,28	16	6	-	10 B
015416000LX	160 x 3"	48,22	10	6	-	8 B
015418000DX	180 x 1"	58,56	10	6	-	6 B
015418000GX	180 x 2"	58,56	10	6	-	6 B
015418000LX	180 x 3"	66,69	8	6	-	4 B
015420000DX	200 x 1"	64,44	10	6	-	4 B
015420000FX	200 x 1 1/2"	64,44	10	6	-	4 B
015420000GX	200 x 2"	64,44	10	6	-	4 B

Cod. 0154
(ex cod. S161)



Code	Dm	€	PN	Bolts	Bag	Box°
015420000LX	200 x 3"	73,38	8	6	-	4 B
015420000MX	200 x 4"	73,38	8	6	-	4 B
015422500FX	225 x 1 1/2"	90,44	10	6	-	4 B
015422500GX	225 x 2"	90,44	10	6	-	4 B
015422500LX	225 x 3"	93,38	8	6	-	4 B
015422500MX	225 x 4"	93,38	8	6	-	4 B
015425000FX	250 x 1 1/2"	102,07	10	6	-	3 B
015425000GX	250 x 2"	102,07	10	6	-	3 B
015425000LX	250 x 3"	107,95	8	6	-	3 B
015425000MX	250 x 4"	107,95	8	6	-	3 B
015428000FX	280 x 1 1/2"	147,00	10	6	-	2 B
015428000GX	280 x 2"	147,00	10	6	-	2 B
015428000LX	280 x 3"	151,70	8	6	-	2 B
015428000MX	280 x 4"	151,70	8	6	-	2 B
015431500FX	315 x 1 1/2"	150,53	10	6	-	2 B
015431500GX	315 x 2"	150,53	10	6	-	2 B
015431500LX	315 x 3"	156,41	8	6	-	2 B
015431500MX	315 x 4"	156,41	8	6	-	2 B

For additional threaded outlet see section Nylon FB GRB items
Per ulteriori uscite filettate vedere sezione Nylon CV art. GRB

Hot Tapping Neck
Presse in carico per staffe



See page 53: Assembly Instruction
Vedi Istruzioni Assemblaggio a pag. 53

Code	Dm inlet X outlet	€	PN	Bag	Box
S157100025	1 x 25	41,27	16	10	30C
S157100034	1 x 3/4"	39,90	16	10	30C

* , ° See pg 141 Purchase rules and packaging / Vedi pg 141 Regole di acquisto ed imballaggi

CLAMP SADDLES 0148 (EX S159) – PRESE A STAFFA 0148 (EX S159)

Non Reinforced with zinc plated bolts PN 12,5 Clamp Saddles
Prese a staffa PN 12,5 non rinforzate e con bulloni zincati



Technical features

- Material: grey Polypropylene copolymer PP-B
- Zinc plated bolts
- O-ring gasket in NBR 70sh: maximized internal diameter in order to increase the working confidence (better containment of the pipe drill-hole)
- Bolts grip system
- Gasket grip system
- Reference norms: ISO13460 – AS/NZS4129 etc; threads according to EN10226 (ex ISO7/1)
- Main applications: Irrigation

Caratteristiche tecniche

- Materiale: Polipropilene copolimero PP-B
- Colore: grigio
- Bulloni zincati
- Guarnizione ad O-ring in NBR 70sh: massimizzato il diametro per un miglior contenimento della foratura
- Sistema di blocco della vite
- Sistema di trattenuta dell' O-ring
- Normative di riferimento: ISO13460 – AS/NZS4129 etc; filetti secondo EN10226 (ex ISO7/1)
- Principali applicazioni: Irrigazione

Non Reinforced with zinc plated bolts PN 12,5 Clamp Saddles Prese a staffa PN 12,5 non rinforzate e con bulloni zincati

Code	Dm	€	PN	Bolts	Bag	Box°
014802500B	25 x 1/2"	2,47	12,5	2	20*	180 B
014802500C	25 x 3/4"	2,47	12,5	2	20*	180 B
014803200B	32 x 1/2"	2,92	12,5	2	20*	150 B
014803200C	32 x 3/4"	2,92	12,5	2	20*	150 B
014803200D	32 x 1"	2,92	12,5	2	10*	120 B
014804000B	40 x 1/2"	3,14	12,5	2	10*	100 B
014804000C	40 x 3/4"	3,14	12,5	2	10*	100 B
014804000D	40 x 1"	3,14	12,5	2	10*	100 B
014805000B	50 x 1/2"	4,12	12,5	4	10*	80 B
014805000C	50 x 3/4"	4,12	12,5	4	10*	80 B
014805000D	50 x 1"	4,12	12,5	4	10*	80 B
014806300B	63 x 1/2"	5,64	12,5	4	10*	50 B
014806300C	63 x 3/4"	5,64	12,5	4	10*	50 B
014806300D	63 x 1"	5,64	12,5	4	10*	50 B
014806300E	63 x 1 1/4"	5,64	12,5	4	5*	50 B
014806300F	63 x 1 1/2"	7,53	12,5	4	5*	40 B
014807500B	75 x 1/2"	6,35	12,5	4	5*	40 B
014807500C	75 x 3/4"	6,35	12,5	4	5*	40 B
014807500D	75 x 1"	6,35	12,5	4	5*	40 B
014807500E	75 x 1 1/4"	6,35	12,5	4	5*	40 B
014807500F	75 x 1 1/2"	8,58	12,5	4	5*	35 B
014807500G	75 x 2"	8,58	12,5	4	5*	30 B
014809000B	90 x 1/2"	9,17	12,5	4	5*	30 B
014809000C	90 x 3/4"	9,17	12,5	4	5*	30 B
014809000D	90 x 1"	9,17	12,5	4	5*	30 B
014809000E	90 x 1 1/4"	9,17	12,5	4	5*	30 B
014809000F	90 x 1 1/2"	10,75	12,5	4	5*	25 B
014809000G	90 x 2"	10,75	12,5	4	5*	25 B
014811000B	110 x 1/2"	12,35	12,5	6	5*	20 B
014811000C	110 x 3/4"	12,35	12,5	6	5*	20 B
014811000D	110 x 1"	12,35	12,5	6	5*	20 B
014811000E	110 x 1 1/4"	12,35	12,5	6	5*	20 B
014811000F	110 x 1 1/2"	12,94	12,5	6	5*	15 B
014811000G	110 x 2"	12,94	12,5	6	5*	15 B
014812500C	125 x 3/4"	22,93	10	6	-	18 B
014812500D	125 x 1"	22,93	10	6	-	18 B
014812500E	125 x 1 1/4"	22,93	10	6	-	18 B
014812500F	125 x 1 1/2"	23,52	10	6	-	14 B
014812500G	125 x 2"	23,52	10	6	-	14 B
014814000C	140 x 3/4"	24,11	10	6	-	12 B
014814000D	140 x 1"	24,11	10	6	-	12 B
014814000E	140 x 1 1/4"	24,11	10	6	-	12 B
014814000F	140 x 1 1/2"	25,28	10	6	-	12 B
014814000G	140 x 2"	25,28	10	6	-	12 B

**Cod. 0148
(ex cod. S159)**



Code	Dm	€	PN	Bolts	Bag	Box°
014816000B	160 x 1/2"	26,22	10	6	-	10
014816000C	160 x 3/4"	26,22	10	6	-	10
014816000D	160 x 1"	26,22	10	6	-	10
014816000E	160 x 1 1/4"	26,22	10	6	-	10
014816000F	160 x 1 1/2"	27,05	10	6	-	10
014816000G	160 x 2"	27,05	10	6	-	10
014818000D	180 x 1"	40,92	10	6	-	6
014818000G	180 x 2"	40,92	10	6	-	6

Spare parts for saddles - Ricambi per staffe

O'ring for saddle 0148 (ex s159) - O'ring per staffe 0148 (ex s159)

Code	Dm	€	Bag
722018	mod. 0148-0150-0154 Ø25	0,19	10
722025	mod. 0148-0150-0154 Ø32	0,29	10
722028	mod. 0148 Ø40 - Ø50	0,38	10
722037	mod. 0148 Ø63; Ø75 fino a 1"1/4	0,45	10
722057	mod.0148 Ø75 x1"1/2 -2"; Ø90; Ø110-Ø125 fino a 2"; Ø140-Ø160 up to/ fino ad 1"1/4; Ø180x1"	0,82	10
722075	mod.0148 Ø140 -Ø160 x1"1/2 -2"; Ø180x2"	1,76	10

Flat gasket 0150 - 0154 Or a sella 0150 - 0154

Code	Dm	€	Bag
724028	mod. 0150-0154 Ø40 - Ø50	1,29	10
724037	mod. 0150-0154 Ø63; Ø75 fino ad 1"1/4	1,47	10
724056	mod. 0150-0154 Ø75 x1"1/2 -2"; Ø90; Ø110-Ø125 fino a 2"; Ø140- Ø160 up to/ fino ad 1"1/4; Ø180x1"	2,82	10
724075	mod. 0150-0154 Ø110x3"; Ø125x3"; Ø140- Ø160 x1"1/2 -2"-3"; Ø180x2"-3"; Ø200-Ø225-Ø250-Ø280-Ø315 up to/ fino a 2"	7,91	1
724107	mod. 0150-0154 Ø200-Ø225-Ø250-Ø280-Ø315 x 3-4"	14,70	1

CLAMP SADDLES ASSEMBLY INSTRUCTIONS

1. Checking components

Check that all the saddles components are present; saddles for metric pipes are AVAILABLE FROM 25 UP TO 315mm, supplied with 2, 4 or 6 bolts depending on pipe diameter, with standard OR or Flat OR, with or without metal reinforcing ring on the branch outlet, with or without anti-rotational insert (patented), with zinc plated or stainless steel bolts and nuts, depending on different models



2. Placing the gasket

Place the gasket into its site in the branch outlet



3. Placing the anti-rotation insert

Place the anti-rotation insert into its site in the lower part of the saddle (0150-0154 models); it has to be placed only with PE pipes, with PVC pipe is useless



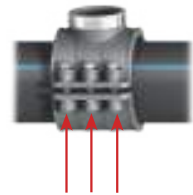
4. Placing the lower part of the Saddle

Place the lower part of the saddle on the pipe in correspondence of the area chosen for the derivation; line up the branch outlet in its final position. (*)



5. Inserting the bolts from below in the lower part

Insert the bolts from below in the lower part, preferably in diagonal sequence to simplify the lining up of the two parts; bolts are locked by means of suitable ribs to prevent their fall. Screw the nuts not in depth, till an easy rotation on the pipe is avoided. (**)



6. Drilling through the pipe

Drill through the pipe using a suitable tool to avoid pipe deformation and leaks under the gasket. (***)



7. Connecting the male threaded adaptor

Connect the male threaded adaptor on the branch outlet thread and, AFTER THAT, complete the tightening of the bolts-nuts (diagonal sequence) till the two parts of the saddle are in contact (this is valid up to 160mm saddles, for bigger sizes tighten the nuts until a suitable draught). (****)



(*): pt.4-5) as an alternative in case of narrow installing conditions, insert at first the bolts on the lower part, place it on the pipe and align the upper part on to the bolts.

(**): in this phase do not tighten the nuts in depth, to avoid even slight ovalizations of the female off-take that could cause difficulties in male thread screwing (pt.7)

(***): drilling of the pipe can be done in advance depending on working conditions and attitude of the installers.

(****): tighten till the upper part is well compressed on the pipe and resistance to the nut screwing has become high.

ISTRUZIONI DI MONTAGGIO STAFFE

1. Controllo dei componenti

Controllare che tutti i componenti della staffa siano presenti ; le staffe per tubo metrico sono disponibili dal 25 al 315mm, con 2, 4 o 6 bulloni a seconda del diametro nominale, con OR standard o con OR a sella, con o senza anello di rinforzo sul filetto, con o senza inserto antirotazione-tubo (brevettato), con bulloni zincati od in acciaio inox, in relazione ai diversi modelli.



2. Posizionamento guarnizione

Posizionare la guarnizione nella sede della parte filettata



3. Posizionamento inserto antirotazione

Posizionare l'inserto antirotazione nella sede dalla parte inferiore della staffa (modelli 0150-0154); usare solo per tubo PE, inutile per tubo PVC




4. Posizionamento parte inferiore staffa

Posizionare la parte inferiore della staffa sul tubo in corrispondenza dell'area scelta per la derivazione; allineare la parte filettata alla parte inferiore nella posizione finale. (*)



5. Inserimento delle viti

Inserire le viti da sotto nella parte inferiore della staffa, preferibilmente con sequenza diagonale per semplificare l'allineamento delle due parti ; le viti sono trattenute nella staffa per mezzo di nervi che ne prevengono la caduta. Avvitare i dadi NON a fondo, quanto basta per evitare una facile rotazione della staffa. (**)



6. Foratura del tubo

Forare il tubo usando un utensile idoneo ad evitare deformazioni del tubo e successive perdite dalla guarnizione. (***)



7. Collegamento adattatore maschio

Collegare l'adattatore maschio e, SOLO DOPO, completare il serraggio delle viti (in sequenza diagonale) fino a che le due parti della staffa sono in contatto (questo vale per staffe fino a 160mm, per diametri maggiori serrare i dadi fino all'idoneo tiraggio della staffa. (***)



(*): pt.4-5) come alternativa in caso di installazioni in spazi ristretti , pre-inserire le viti nella parte inferiore della staffa, posizionarla sul tubo ed allinearla sulle viti la parte filettata .

(**): in questa fase non serrare i dadi a fondo, per evitare anche leggere ovalizzazioni del filetto femmina della parte superiore che potrebbero causare difficoltà nell'accoppiamento dell'adattatore maschio (pt.7).

(***): la foratura del tubo può essere eseguita in anticipo a seconda delle condizioni di lavoro e dell'abitudine dell'installatore.

(****): serrare le viti finchè la parte filettata non è ben compressa sul tubo e la resistenza all'avvitamento diventa elevata.

S16

EASY FIT

PLUG & PLAY

SADDLES

PVC

PE100

IRRIGATION

NYLON

COMPLEMENTARY PRODUCTS

EQUIPMENT

STAFFE 0141 (EX S550) – 0141 (EXS550) SADDLES



Cod. 0141
(ex cod. S550)

Code	Dm	€	PN	Bolts	Bag	Box°
S550020012	20 X 1/2"	2,47	10	2	20*	150
014102500B	25 X 1/2"	2,04	10	2	20*	200 B
014102500C	25 X 3/4"	2,04	10	2	20*	200 B
014103200B	32 X 1/2"	2,33	10	2	20*	150 B
014103200C	32 X 3/4"	2,33	10	2	20*	150 B
014104000B	40 X 1/2"	2,64	10	2	10*	120 B
014104000C	40 X 3/4"	2,64	10	2	10*	120 B
014104000D	40 X 1"	2,66	10	2	10*	120 B
014105000B	50 X 1/2"	3,10	10	2	10*	100 B
014105000C	50 X 3/4"	3,10	10	2	10*	80 B
014105000D	50 X 1"	3,10	10	2	10*	100 B
014106300B	63 X 1/2"	5,19	10	4	10*	50 B
014106300C	63 X 3/4"	5,19	10	4	10*	50 B
014106300D	63 X 1"	5,19	10	4	10*	50 B
014106300E	63 X 1"1/4	5,19	10	4	5*	50 B
014107500B	75 X 1/2"	5,43	10	4	5*	40 B
014107500C	75 X 3/4"	5,43	10	4	5*	40 B

Code	Dm	€	PN	Bolts	Bag	Box°
014107500D	75 X 1"	5,43	10	4	5*	40 B
014107500E	75 X 1"1/4	5,43	10	4	5*	40 B
014109000B	90 X 1/2"	8,03	10	4	5*	30 B
014109000C	90 X 3/4"	8,03	10	4	5*	30 B
014109000D	90 X 1"	8,03	10	4	5*	30 B
014109000E	90 X 1"1/4	8,03	10	4	5*	30 B
014111000B	110X1/2"	8,64	10	4	5*	20 B
014111000C	110X3/4"	8,64	10	4	5*	20 B
014111000D	110X1"	8,64	10	4	5*	20 B
014111000E	110X1"1/4	8,64	10	4	5*	20 B

STAFFE 0140– 0140 SADDLES

Standard iso/bs pn10 rinforzate con bulloni zincati
Iso/bs standard pn10 reinforced with zinc-plated bolts

NEW



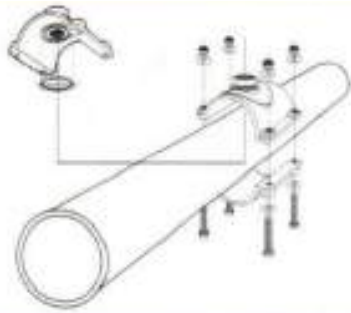
Cod. 0140

Code	Dm	€	Bag	Box°
014002500B	25 X 1/2"	3,19	1	200
014002500C	25 X 3/4"	3,19	1	200
014003200B	32 X 1/2"	3,47	1	150
014003200C	32 X 3/4"	3,47	1	150
014004000B	40 X 1/2"	4,21	1	120
014004000C	40 X 3/4"	4,21	1	120
014004000D	40 X 1"	4,21	1	120
014005000B	50 X 1/2"	5,25	1	100
014005000C	50 X 3/4"	5,25	1	100
014005000D	50 X 1"	5,41	1	100
014006300B	63 X 1/2"	6,12	1	50
014006300C	63 X 3/4"	6,12	1	50
014006300D	63 X 1"	6,12	1	50
014006300E	63 X 1"1/4	6,12	1	50
014007500B	75 X 1/2"	7,16	1	40
014007500C	75 X 3/4"	7,16	1	40
014007500D	75 X 1"	7,16	1	40

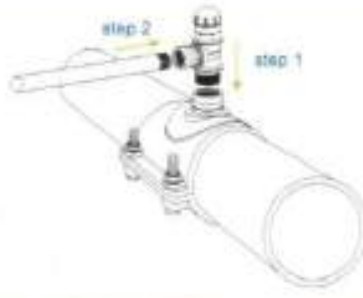
Code	Dm	€	Bag	Box
014007500E	75 X 1"1/4	7,16	1	40
014009000B	90 X 1/2"	8,23	1	30
014009000C	90 X 3/4"	8,23	1	30
014009000D	90 X 1"	8,23	1	30
014009000E	90 X 1"1/4	8,23	1	30
014011000B	110X1/2"	9,39	1	20
014011000C	110X3/4"	9,39	1	20
014011000D	110X1"	9,39	1	20
014011000E	110X1"1/4	9,39	1	20

HOT NECK ASSEMBLY INSTRUCTIONS

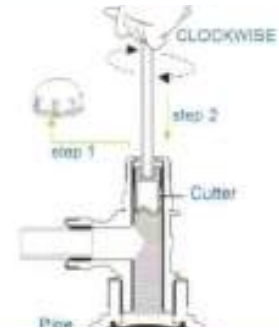
DERIVAZIONE DI PRESA IN CARICO: ISTRUZIONI DI ASSEMBLAGGIO



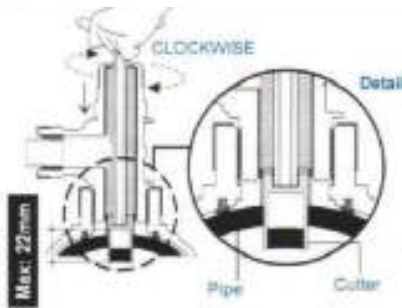
1
Installation of clamp saddle
installazione della staffa



2
Fit the ferrule before connecting pipe
Fissare la presa in carico prima di collegare la derivazione



3
Turn the cutter with exagonal key
Avvitare il perforatore con chiave esagonale



4
Boring the pipe
Forare il tubo



5
Cutter removal
Rimuovere il perforatore



6
Nut tightening
Avvitamento della ghiera

S16

EASY FIT

PLUG & PLAY

SADDLES

PVC

PE100

IRRIGATION

NYLON

COMPLEMENTARY PRODUCTS

EQUIPMENT

**Clamp saddles for ASTM pipes with NPT threads:
reinforced with zinc plated bolts and anti-rotation system Octopus**
**Presa a staffa per tubi ASTM con filettatura NPT:
rinforzate con bulloni zincati e sistema antirotazione Octopus**

NEW



Cod. 1151
Galvanized bolts
Bulloni zincati

*ASTM-D 3035, threads NPT
ANSI/ASME B1.20.1-1983*

*ASTM-D 3035, filetti NPT
ANSI/ASME B1.20.1-1983*

Code	ASTM Pipe	NPT Thread	PN	PSI	BOLTS	PACK	€
115102700BX	3/4" (26,67mm)	1/2" NPT	16	224	2	180B	4,00
115102700CX	3/4" (26,67mm)	3/4" NPT	16	224	2	180B	4,00
115103400BX	1" (33,40mm)	1/2" NPT	16	224	2	150B	4,41
115103400CX	1" (33,40mm)	3/4" NPT	16	224	2	150B	4,41
115103400DX	1" (33,40mm)	1" NPT	16	224	2	120B	4,80
115104200BX	1"1/4 (42,16mm)	1/2" NPT	16	224	2	100B	5,34
115104200CX	1"1/4 (42,16mm)	3/4" NPT	16	224	2	100B	5,34
115104200DX	1"1/4 (42,16mm)	1" NPT	16	224	2	100B	5,34
115104800BX	1" 1/2 (48,26mm)	1/2" NPT	16	224	4	80B	6,92
115104800CX	1" 1/2 (48,26mm)	3/4" NPT	16	224	4	80B	6,92
115104800DX	1" 1/2 (48,26mm)	1" NPT	16	224	4	80B	6,92
115106000BX	2" (60,33mm)	1/2" NPT	16	224	4	50B	7,65
115106000CX	2" (60,33mm)	3/4" NPT	16	224	4	50B	7,65
115106000DX	2" (60,33mm)	1" NPT	16	224	4	50B	7,65
115106000EX	2" (60,33mm)	1"1/4 NPT	16	224	4	50B	7,65
115106000FX	2" (60,33mm)	1"1/2 NPT	16	224	4	40B	10,60
115107500BX	2"1/2 (73,03mm)	1/2" NPT	16	224	4	40B	9,14
115107500CX	2"1/2 (73,03mm)	3/4" NPT	16	224	4	40B	9,14
115107500DX	2"1/2 (73,03mm)	1" NPT	16	224	4	40B	9,14
115107500EX	2"1/2 (73,03mm)	1"1/4 NPT	16	224	4	40B	9,14
115107500FX	2"1/2 (73,03mm)	1"1/2 NPT	16	224	4	35B	12,90
115107500GX	2"1/2 (73,03mm)	2" NPT	16	224	4	30B	12,90
115109000BX	3" (88,90mm)	1/2" NPT	16	224	4	30B	11,88
115109000CX	3" (88,90mm)	3/4" NPT	16	224	4	30B	11,88
115109000DX	3" (88,90mm)	1" NPT	16	224	4	30B	11,88
115109000EX	3" (88,90mm)	1"1/4 NPT	16	224	4	30B	11,88
115109000FX	3" (88,90mm)	1"1/2 NPT	16	224	4	25B	13,28
115109000GX	3" (88,90mm)	2" NPT	16	224	4	25B	13,28
115111400BX	4" (114,30mm)	1/2" NPT	16	224	6	18B	25,28
115111400CX	4" (114,30mm)	3/4" NPT	16	224	6	18B	25,28
115111400DX	4" (114,30mm)	1" NPT	16	224	6	18B	25,28
115111400EX	4" (114,30mm)	1"1/4 NPT	16	224	6	14B	25,28
115111400FX	4" (114,30mm)	1"1/2 NPT	16	224	6	14B	27,30
115111400GX	4" (114,30mm)	2" NPT	16	224	6	14B	27,30
115111400LX	4" (114,30mm)	3" NPT	10	145	6	14B	29,30
115114100CX	5" (141,30mm)	3/4" NPT	16	224	6	12B	29,40
115114100DX	5" (141,30mm)	1" NPT	16	224	6	12B	29,40
115114100EX	5" (141,30mm)	1"1/4 NPT	16	224	6	12B	29,40
115114100FX	5" (141,30mm)	1"1/2 NPT	16	224	6	12B	33,20
115114100GX	5" (141,30mm)	2" NPT	10	145	6	12B	33,20
115114100LX	5" (141,30mm)	3" NPT	10	145	6	10B	36,60
115116800BX	6" (168,28mm)	1/2" NPT	16	224	6	8B	35,50
115116800CX	6" (168,28mm)	3/4" NPT	16	224	6	8B	35,50
115116800DX	6" (168,28mm)	1" NPT	16	224	6	8B	35,50
115116800EX	6" (168,28mm)	1"1/4 NPT	16	224	6	8B	35,50
115116800FX	6" (168,28mm)	1"1/2 NPT	16	224	6	8B	40,30
115116800GX	6" (168,28mm)	2" NPT	16	224	6	8B	40,30
115116800LX	6" (168,28mm)	3" NPT	10	145	6	8B	46,70
115122000FX	8" (219,08mm)	1"1/2 NPT	10	145	6	4B	80,50
115122000GX	8" (219,08mm)	2" NPT	10	145	6	4B	80,50
115122000LX	8" (219,08mm)	3" NPT	8	116	6	4B	91,30
115122000MX	8" (219,08mm)	4" NPT	8	116	6	4B	91,30
115127300FX	10" (273,05mm)	1"1/2 NPT	10	145	6	2B	133,00
115127300GX	10" (273,05mm)	2" NPT	10	145	6	2B	133,00
115127300LX	10" (273,05mm)	3" NPT	8	116	6	2B	141,00
115127300MX	10" (273,05mm)	4" NPT	8	116	6	2B	141,00
115132400FX	12" (323,85mm)	1"1/2 NPT	10	145	6	2B	128,00
115132400GX	12" (323,85mm)	2" NPT	10	145	6	2B	128,00
115132400LX	12" (323,85mm)	3" NPT	8	116	6	2B	137,00
115132400MX	12" (323,85mm)	4" NPT	8	116	6	2B	137,00

"Available on demand:
ASTM PIPES - BSP THREADS"

Clamp saddles for ASTM pipes with NPT threads: reinforced with SS Bolts and anti-rotation system Octopus

Presa a staffa per tubi ASTM con filettatura NPT: rinforzate con bulloni INOX e sistema antirotazione Octopus

NEW



Cod. 1154

**Bulloni inox
Stainless steel
bolts**

**ASTM-D 3035, threads NPT
ANSI/ASME B1.20.1-1983**

**ASTM-D 3035, filetti NPT
ANSI/ASME B1.20.1-1983**

Code	ASTM Pipe	NPT Thread	PN	PSI	BOLTS	PACK	€
115402700BX	3/4" (26,67mm)	1/2" NPT	16	224	2	180B	5,59
115402700CX	3/4" (26,67mm)	3/4" NPT	16	224	2	180B	5,59
115403400BX	1" (33,40mm)	1/2" NPT	16	224	2	150B	7,35
115403400CX	1" (33,40mm)	3/4" NPT	16	224	2	150B	7,35
115403400DX	1" (33,40mm)	1" NPT	16	224	2	120B	8,10
115404200BX	1"1/4 (42,16mm)	1/2" NPT	16	224	2	100B	8,90
115404200CX	1"1/4 (42,16mm)	3/4" NPT	16	224	2	100B	8,90
115404200DX	1"1/4 (42,16mm)	1" NPT	16	224	2	100B	8,90
115404800BX	1" 1/2 (48,26mm)	1/2" NPT	16	224	4	80B	8,82
115404800CX	1" 1/2 (48,26mm)	3/4" NPT	16	224	4	80B	8,82
115404800DX	1" 1/2 (48,26mm)	1" NPT	16	224	4	80B	8,82
115406000BX	2" (60,33mm)	1/2" NPT	16	224	4	50B	10,30
115406000CX	2" (60,33mm)	3/4" NPT	16	224	4	50B	10,30
115406000DX	2" (60,33mm)	1" NPT	16	224	4	50B	10,30
115406000EX	2" (60,33mm)	1"1/4 NPT	16	224	4	50B	10,30
115406000FX	2" (60,33mm)	1"1/2 NPT	16	224	4	40B	12,50
115407500BX	2"1/2 (73,03mm)	1/2" NPT	16	224	4	40B	11,09
115407500CX	2"1/2 (73,03mm)	3/4" NPT	16	224	4	40B	11,09
115407500DX	2"1/2 (73,03mm)	1" NPT	16	224	4	40B	11,09
115407500EX	2"1/2 (73,03mm)	1"1/4 NPT	16	224	4	40B	11,09
115407500FX	2"1/2 (73,03mm)	1"1/2 NPT	16	224	4	35B	15,00
115407500GX	2"1/2 (73,03mm)	2" NPT	16	224	4	30B	15,00
115409000BX	3" (88,90mm)	1/2" NPT	16	224	4	30B	14,90
115409000CX	3" (88,90mm)	3/4" NPT	16	224	4	30B	14,90
115409000DX	3" (88,90mm)	1" NPT	16	224	4	30B	14,90
115409000EX	3" (88,90mm)	1"1/4 NPT	16	224	4	30B	14,90
115409000FX	3" (88,90mm)	1"1/2 NPT	16	224	4	25B	16,71
115409000GX	3" (88,90mm)	2" NPT	16	224	4	25B	16,71
115411400BX	4" (114,30mm)	1/2" NPT	16	224	6	18B	29,90
115411400CX	4" (114,30mm)	3/4" NPT	16	224	6	18B	29,90
115411400DX	4" (114,30mm)	1" NPT	16	224	6	18B	29,90
115411400EX	4" (114,30mm)	1"1/4 NPT	16	224	6	14B	29,90
115411400FX	4" (114,30mm)	1"1/2 NPT	16	224	6	14B	31,60
115411400GX	4" (114,30mm)	2" NPT	16	224	6	14B	31,60
115411400LX	4" (114,30mm)	3" NPT	10	145	6	14B	35,70
115414100CX	5" (141,30mm)	3/4" NPT	16	224	6	12B	38,50
115414100DX	5" (141,30mm)	1" NPT	16	224	6	12B	38,50
115414100EX	5" (141,30mm)	1"1/4 NPT	16	224	6	12B	38,50
115414100FX	5" (141,30mm)	1"1/2 NPT	16	224	6	12B	42,40
115414100GX	5" (141,30mm)	2" NPT	10	145	6	12B	42,40
115414100LX	5" (141,30mm)	3" NPT	10	145	6	10B	48,69
115416800BX	6" (168,28mm)	1/2" NPT	16	224	6	8B	45,30
115416800CX	6" (168,28mm)	3/4" NPT	16	224	6	8B	45,30
115416800DX	6" (168,28mm)	1" NPT	16	224	6	8B	45,30
115416800EX	6" (168,28mm)	1"1/4 NPT	16	224	6	8B	45,30
115416800FX	6" (168,28mm)	1"1/2 NPT	16	224	6	8B	47,10
115416800GX	6" (168,28mm)	2" NPT	16	224	6	8B	47,10
115416800LX	6" (168,28mm)	3" NPT	10	145	6	8B	53,50
115422000FX	8" (219,08mm)	1"1/2 NPT	10	145	6	4B	100,00
115422000GX	8" (219,08mm)	2" NPT	10	145	6	4B	100,00
115422000LX	8" (219,08mm)	3" NPT	8	116	6	4B	105,00
115422000MX	8" (219,08mm)	4" NPT	8	116	6	4B	105,00
115427300FX	10" (273,05mm)	1"1/2 NPT	10	145	6	2B	163,00
115427300GX	10" (273,05mm)	2" NPT	10	145	6	2B	163,00
115427300LX	10" (273,05mm)	3" NPT	8	116	6	2B	171,00
115427300MX	10" (273,05mm)	4" NPT	8	116	6	2B	171,00
115432400FX	12" (323,85mm)	1"1/2 NPT	10	145	6	2B	167,00
115432400GX	12" (323,85mm)	2" NPT	10	145	6	2B	167,00
115432400LX	12" (323,85mm)	3" NPT	8	116	6	2B	176,00
115432400MX	12" (323,85mm)	4" NPT	8	116	6	2B	176,00

"Available on demand:
ASTM PIPES - BSP THREADS"

S16

EASY FIT

PLUG & PLAY

SADDLES

PVC

PE100

IRRIGATION

NYLON

COMPLEMENTARY PRODUCTS

EQUIPMENT

**Clamp saddles for ASTM pipes with NPT threads:
NOT reinforced with zinc plated bolts**

Presa a staffa per tubi ASTM con filettatura NPT: NON rinforzate con bulloni zincati



Cod. 1152

**Galvanized bolts
Bulloni zincati**

**ASTM-D 3035, threads NPT
ANSI/ASME B1.20.1-1983**

**ASTM-D 3035, filetti NPT
ANSI/ASME B1.20.1-1983**

Code	ASTM Pipe	NPT Thread	PN	PSI	BOLTS	PACK	€
115202700B	3/4"(26,67mm)	1/2" NPT	12,5	200	2	180B	2,89
115202700C	3/4"(26,67mm)	3/4" NPT	12,5	200	2	180B	2,89
115203400B	1"(33,40mm)	1/2" NPT	12,5	200	2	150B	3,39
115203400C	1"(33,40mm)	3/4" NPT	12,5	200	2	150B	3,39
115203400D	1"(33,40mm)	1" NPT	12,5	200	2	120B	3,39
115204200B	1"1/4(42,16mm)	1/2" NPT	12,5	200	2	100B	3,64
115204200C	1"1/4(42,16mm)	3/4" NPT	12,5	200	2	100B	3,64
115204200D	1"1/4(42,16mm)	1" NPT	12,5	200	2	100B	3,64
115204800B	1" 1/2(48,26mm)	1/2" NPT	12,5	200	4	80B	4,75
115204800C	1" 1/2(48,26mm)	3/4" NPT	12,5	200	4	80B	4,75
115204800D	1" 1/2(48,26mm)	1" NPT	12,5	200	4	80B	4,75
115206000B	2"(60,33mm)	1/2" NPT	12,5	200	4	50B	6,29
115206000C	2"(60,33mm)	3/4" NPT	12,5	200	4	50B	6,29
115206000D	2"(60,33mm)	1" NPT	12,5	200	4	50B	6,29
115206000E	2"(60,33mm)	1"1/4 NPT	12,5	200	4	50B	6,29
115206000F	2"(60,33mm)	1"1/2 NPT	12,5	200	4	40B	8,66
115207500B	2"1/2(73,03mm)	1/2" NPT	12,5	200	4	40B	7,3
115207500C	2"1/2(73,03mm)	3/4" NPT	12,5	200	4	40B	7,3
115207500D	2"1/2(73,03mm)	1" NPT	12,5	200	4	40B	7,3
115207500E	2"1/2(73,03mm)	1"1/4 NPT	12,5	200	4	40B	7,3
115207500F	2"1/2(73,03mm)	1"1/2 NPT	12,5	200	4	35B	9,87
115207500G	2"1/2(73,03mm)	2" NPT	12,5	200	4	30B	9,87
115209000B	3"(88,90mm)	1/2" NPT	12,5	200	4	30B	10,55
115209000C	3"(88,90mm)	3/4" NPT	12,5	200	4	30B	10,55
115209000D	3"(88,90mm)	1" NPT	12,5	200	4	30B	10,55
115209000E	3"(88,90mm)	1"1/4 NPT	12,5	200	4	30B	10,55
115209000F	3"(88,90mm)	1"1/2 NPT	12,5	200	4	25B	12,3
115209000G	3"(88,90mm)	2" NPT	12,5	200	4	25B	12,3
115211400B	4"(114,30mm)	1/2" NPT	12,5	200	6	18B	14,2
115211400C	4"(114,30mm)	3/4" NPT	12,5	200	6	18B	14,2
115211400D	4"(114,30mm)	1" NPT	12,5	200	6	18B	14,2
115211400E	4"(114,30mm)	1"1/4 NPT	12,5	200	6	14B	14,2
115211400F	4"(114,30mm)	1"1/2 NPT	12,5	200	6	14B	14,9
115211400G	4"(114,30mm)	2" NPT	10	160	6	14B	14,9
115211400L	4"(114,30mm)	3" NPT	6	110	6	14B	29,5
115214100C	5"(141,30mm)	3/4" NPT	10	160	6	12B	27,8
115214100D	5"(141,30mm)	1" NPT	10	160	6	12B	27,8
115214100E	5"(141,30mm)	1"1/4 NPT	10	160	6	12B	27,8
115214100F	5"(141,30mm)	1"1/2 NPT	10	160	6	12B	29
115214100G	5"(141,30mm)	2" NPT	8	110	6	12B	29
115214100L	5"(141,30mm)	3" NPT	6	80	6	10B	32,5
115216800B	6"(168,28mm)	1/2" NPT	10	160	6	8B	30,1
115216800C	6"(168,28mm)	3/4" NPT	10	160	6	8B	30,1
115216800D	6"(168,28mm)	1" NPT	10	160	6	8B	30,1
115216800E	6"(168,28mm)	1"1/4 NPT	10	160	6	8B	30,1
115216800F	6"(168,28mm)	1"1/2 NPT	10	160	6	8B	31,2
115216800G	6"(168,28mm)	2" NPT	8	110	6	8B	31,2
115216800L	6"(168,28mm)	3" NPT	6	80	6	8B	33,9
115222000F	8"(219,08mm)	1"1/2 NPT	8	110	6	4B	76,8
115222000G	8"(219,08mm)	2" NPT	8	110	6	4B	76,8
115222000L	8"(219,08mm)	3" NPT	6	80	6	4B	88,1
115222000M	8"(219,08mm)	4" NPT	6	80	6	4B	88,1
115227300F	10"(273,05mm)	1"1/2 NPT	8	110	6	2B	118
115227300G	10"(273,05mm)	2" NPT	8	110	6	2B	118
115227300L	10"(273,05mm)	3" NPT	6	80	6	2B	126
115227300M	10"(273,05mm)	4" NPT	6	80	6	2B	126
115232400F	12"(323,85mm)	1"1/2 NPT	8	110	6	2B	127
115232400G	12"(323,85mm)	2" NPT	8	110	6	2B	127
115232400L	12"(323,85mm)	3" NPT	6	80	6	2B	135
115232400M	12"(323,85mm)	4" NPT	6	80	6	2B	135

**Clamp saddles for ISO pipes with NPT threads:
reinforced with zinc plated bolts and anti-rotation system Octopus**
**Presa a staffa per tubi ISO con filettatura NPT:
rinforzate con bulloni zincati e sistema antirotazione Octopus**

NEW



Cod. 1153
Galvanized bolts
Bulloni zincati

ISO 4427-2, threads NPT
ANSI/ASME B1.20.1-1983

ISO 4427-2, filetti NPT
ANSI/ASME B1.20.1-1983

Code	ISO Pipe x NTP	PN	BOLTS	PACK	€
115302500BX	25 mm x 1/2" NPT	16	2	180B	3,89
115302500CX	25 mm x 3/4" NPT	16	2	180B	3,89
115303200BX	32 mm x 1/2" NPT	16	2	150B	4,21
115303200CX	32 mm x 3/4" NPT	16	2	150B	4,21
115303200DX	32 mm x 1" NPT	16	2	120B	4,66
115304000BX	40 mm x 1/2" NPT	16	2	100B	5,16
115304000CX	40 mm x 3/4" NPT	16	2	100B	5,16
115304000DX	40 mm x 1" NPT	16	2	100B	5,16
115305000BX	50 mm x 1/2" NPT	16	4	80B	6,55
115305000CX	50 mm x 3/4" NPT	16	4	80B	6,55
115305000DX	50 mm x 1" NPT	16	4	80B	6,55
115306300BX	63 mm x 1/2" NPT	16	4	50B	7,3
115306300CX	63 mm x 3/4" NPT	16	4	50B	7,3
115306300DX	63 mm x 1" NPT	16	4	50B	7,3
115306300EX	63 mm x 1"1/4 NPT	16	4	50B	7,3
115306300FX	63 mm x 1"1/2 NPT	16	4	40B	10,01
115307500BX	75 mm x 1/2" NPT	16	4	40B	8,78
115307500CX	75mm x 3/4" NPT	16	4	40B	8,78
115307500DX	75 mm x 1" NPT	16	4	40B	8,78
115307500EX	75 mm x 1"1/4 NPT	16	4	40B	8,78
115307500FX	75 mm x 1"1/2 NPT	16	4	35B	12,4
115307500GX	75 mm x 2" NPT	16	4	30B	12,4
115309000BX	90 mm x 1/2" NPT	16	4	30B	11,36
115309000CX	90 mm x 3/4" NPT	16	4	30B	11,36
115309000DX	90 mm x 1" NPT	16	4	30B	11,36
115309000EX	90 mm x 1"1/4 NPT	16	4	30B	11,36
115309000FX	90 mm x 1"1/2 NPT	16	4	25B	12,82
115309000GX	90 mm x 2" NPT	16	4	25B	12,82
115311000BX	110 mm x 1/2" NPT	16	6	20B	16
115311000CX	110 mm x 3/4" NPT	16	6	20B	16
115311000DX	110 mm x 1" NPT	16	6	20B	16
115311000EX	110 mm x 1"1/4 NPT	16	6	20B	16
115311000FX	110 mm x 1"1/2 NPT	16	6	15B	16,6
115311000GX	110 mm x 2" NPT	16	6	15B	16,6
115311000LX	110 mm x 3" NPT	10	6	10B	31,2
115312500CX	125 mm x 3/4" NPT	16	6	18B	24,9
115312500DX	125 mm x 1" NPT	16	6	18B	24,9
115312500EX	125 mm x 1"1/4 NPT	16	6	18B	24,9
115312500FX	125 mm x 1"1/2 NPT	16	6	14B	26,9
115312500GX	125 mm x 2" NPT	16	6	14B	26,9
115312500LX	125 mm x 3" NPT	10	6	14B	33,7
115314000CX	140 mm x 3/4" NPT	16	6	12B	27,4
115314000DX	140 mm x 1" NPT	16	6	12B	27,4
115314000EX	140 mm x 1"1/4 NPT	16	6	12B	27,4
115314000FX	140 mm x 1"1/2 NPT	16	6	12B	31,9
115314000GX	140 mm x 2" NPT	16	6	10B	31,9
115314000LX	140 mm x 3" NPT	10	6	10B	34,9
115316000BX	160 mm x 1/2" NPT	16	6	10B	28,7
115316000CX	160 mm x 3/4" NPT	16	6	10B	28,7
115316000DX	160 mm x 1" NPT	16	6	10B	28,7
115316000EX	160 mm x 1"1/4 NPT	16	6	10B	28,7
115316000FX	160 mm x 1"1/2 NPT	16	6	10B	33,1
115316000GX	160 mm x 2" NPT	16	6	10B	33,1
115316000LX	160 mm x 3" NPT	10	6	8B	43,1
115318000DX	180 mm x 1" NPT	10	6	4B	47,9
115318000GX	180 mm x 2" NPT	10	6	4B	47,9
115318000LX	180 mm x 3" NPT	8	6	4B	56,6
115320000DX	200 mm x 1" NPT	10	6	4B	54,4
115320000FX	200 mm x 1"1/2 NPT	10	6	4B	54,4
115320000GX	200 mm x 2" NPT	10	6	4B	54,4

S16

EASY FIT

PLUG & PLAY

SADDLES

PVC

PE100

IRRIGATION

NYLON

COMPLEMENTARY PRODUCTS

EQUIPMENT

Code	ISO Pipe x NTP	PN	BOLTS	PACK	€
115320000LX	200 mm x 3" NPT	8	6	4B	63,7
115320000MX	200 mm x 4" NPT	8	6	4B	63,7
115322500FX	225 mm x 1"1/2 NPT	10	6	4B	77
115322500GX	225 mm x 2" NPT	10	6	4B	77
115322500LX	225 mm x 3" NPT	8	6	4B	87,3
115322500MX	225 mm x 4" NPT	8	6	4B	87,3
115325000FX	250 mm x 1"1/2 NPT	10	6	3B	83,6
115325000GX	250 mm x 2" NPT	10	6	3B	83,6
115325000LX	250 mm x 3" NPT	8	6	3B	92,8
115325000MX	250 mm x 4" NPT	8	6	3B	92,8
115331500FX	315 mm x 1"1/2 NPT	10	6	2B	122
115331500GX	315 mm x 2" NPT	10	6	2B	122
115331500LX	315 mm x 3" NPT	8	6	2B	132
115331500MX	315 mm x 4" NPT	8	6	2B	132



Clamp saddles for ISO pipes with NPT threads: NOT reinforced with zinc plated bolts

Presca a staffa per tubi ISO con filettatura NPT: NON rinforzate con bulloni zincati

NEW

Code	ISO Pipe x NTP	PN	BOLTS	PACK	€
114802500B	25 mm x 1/2" NPT	12,5	2	180B	3,85
114802500C	25 mm x 3/4" NPT	12,5	2	180B	3,85
114803200B	32 mm x 1/2" NPT	12,5	2	150B	3,97
114803200C	32 mm x 3/4" NPT	12,5	2	150B	3,97
114803200D	32 mm x 1" NPT	12,5	2	120B	3,97
114804000B	40 mm x 1/2" NPT	12,5	2	100B	4,04
114804000C	40 mm x 3/4" NPT	12,5	2	100B	4,04
114804000D	40 mm x 1" NPT	12,5	2	100B	4,04
114805000B	50 mm x 1/2" NPT	12,5	2	80B	5,35
114805000C	50 mm x 3/4" NPT	12,5	2	80B	5,35
114805000D	50 mm x 1" NPT	12,5	2	80B	5,35
114806300B	63 mm x 1/2" NPT	12,5	4	50B	6,02
114806300C	63 mm x 3/4" NPT	12,5	4	50B	6,02
114806300D	63 mm x 1" NPT	12,5	4	50B	6,02
114806300E	63 mm x 1"1/4 NPT	12,5	4	50B	6,02
114806300F	63 mm x 1"1/2 NPT	12,5	4	40B	7,98
114807500B	75 mm x 1/2" NPT	12,5	4	40B	6,74
114807500C	75mm x 3/4" NPT	12,5	4	40B	6,74
114807500D	75 mm x 1" NPT	12,5	4	40B	6,74
114807500E	75 mm x 1"1/4 NPT	12,5	4	40B	6,74
114807500F	75 mm x 1"1/2 NPT	12,5	4	35B	9,11
114807500G	75 mm x 2" NPT	12,5	4	30B	9,11
114809000B	90 mm x 1/2" NPT	12,5	4	30B	9,73
114809000C	90 mm x 3/4" NPT	12,5	4	30B	9,73
114809000D	90 mm x 1" NPT	12,5	4	30B	9,73
114809000E	90 mm x 1"1/4 NPT	12,5	4	30B	9,73
114809000F	90 mm x 1"1/2 NPT	12,5	4	25B	11,5
114809000G	90 mm x 2" NPT	12,5	4	25B	11,5
114811000B	110 mm x 1/2" NPT	12,5	4	20B	13,2
114811000C	110 mm x 3/4" NPT	12,5	4	20B	13,2
114811000D	110 mm x 1" NPT	12,5	4	20B	13,2
114811000E	110 mm x 1"1/4 NPT	12,5	4	20B	13,2
114811000F	110 mm x 1"1/2 NPT	12,5	4	15B	13,9
114811000G	110 mm x 2" NPT	12,5	4	15B	13,9
114812500B	125 mm x 1/2" NPT	12,5	4	18B	25,3
114812500C	125 mm x 3/4" NPT	12,5	4	18B	25,3
114812500D	125 mm x 1" NPT	12,5	4	18B	25,3
114812500E	125 mm x 1"1/4 NPT	12,5	4	18B	25,3
114812500F	125 mm x 1"1/2 NPT	12,5	4	14B	25,9
114812500G	125 mm x 2" NPT	10	4	14B	25,9
114812500L	125 mm x 3" NPT	6	4	14B	29,8
114814000B	140 mm x 1/2" NPT	10	4	12B	26,6
114814000C	140 mm x 3/4" NPT	10	4	12B	26,6
114814000D	141 mm x 1" NPT	10	4	12B	26,6



Cod. 1148

**Galvanized bolts
Bulloni zincati**

*ISO 4427-2, threads NPT
ANSI/ASME B1.20.1-1983*

*ISO 4427-2, filetti NPT
ANSI/ASME B1.20.1-1983*

Code	ISO Pipe x NTP	PN	BOLTS	PACK	€
114814000E	140 mm x 1"1/4 NPT	10	4	12B	26,6
114814000F	140 mm x 1"1/2 NPT	10	4	12B	27,9
114814000G	140 mm x 2" NPT	10	4	10B	27,9
114814000L	140 mm x 3" NPT	6	4	10B	31,1
114816000B	160 mm x 1/2" NPT	10	4	10B	28,8
114816000C	160 mm x 3/4" NPT	10	4	10B	28,8
114816000D	160 mm x 1" NPT	10	4	10B	28,8
114816000E	160 mm x 1"1/4 NPT	10	4	10B	28,8
114816000F	160 mm x 1"1/2 NPT	10	4	10B	29,8
114816000G	160 mm x 2" NPT	10	4	10B	29,8
114816000L	160 mm x 3" NPT	6	4	8B	31,2
114818000D	180 mm x 1" NPT	10	4	4B	45,1
114818000G	180 mm x 2" NPT	10	4	4B	45,1
114818000L	180 mm x 3" NPT	10	4	4B	54
114820000D	200 mm x 1" NPT	8	4	4B	51,7
114820000F	200 mm x 1"1/2 NPT	8	4	4B	51,7
114820000G	200 mm x 2" NPT	8	4	4B	51,7
114820000L	200 mm x 3" NPT	6	4	4B	61,9
114822000M	200 mm x 4" NPT	6	4	4B	61,9
114825000F	225 mm x 1"1/2 NPT	8	4	4B	73,5
114825000G	225 mm x 2" NPT	8	4	4B	73,5
114825000L	225 mm x 3" NPT	6	4	4B	84,2
114825000M	225 mm x 4" NPT	6	4	4B	84,2
114850000F	250 mm x 1"1/2 NPT	8	4	3B	80,89
114850000G	250 mm x 2" NPT	8	4	3B	80,89
114850000L	250 mm x 3" NPT	6	4	3B	90,2
114850000M	250 mm x 4" NPT	6	4	3B	90,2
114831500F	315 mm x 1"1/2 NPT	8	4	2B	121
114831500G	315 mm x 2" NPT	8	4	2B	121
114831500L	315 mm x 3" NPT	6	4	2B	130
114831500M	315 mm x 4" NPT	6	4	2B	130



REPAIR SADDLES: AVAILABLE UPON REQUEST

For aqueducts, irrigation, methane gas, LPG or compressed air pipelines

COLLARI DI RIPARAZIONE: DISPONIBILI SU RICHIESTA

Per acquedotti, irrigazione, gas metano, gpl o aria compressa.

- Stainless steel band / Fascia in acciaio inox
- Cast iron clamps / Morsetti in ghisa
- 50 sh NBR rubber gasket / Guarnizione in NBR 50 sh
- Galvanized steel bolts / Tiranti in acciaio zincato



**MODEL T1 - CODE 8149: REPAIR CLAMP
SADDLES WITH 1 BOLT**
MODELLO T1 - CODICE 8149: COLLARE DI
RIPARAZIONE AD 1 TIRANTE



**MODEL T3 - CODE 8151: REPAIR CLAMP
SADDLES WITH 3 BOLTS**
MODELLO T3 - CODICE 8151: COLLARE DI
RIPARAZIONE A 3 TIRANTI



S16

EASY FIT

PLUG & PLAY

SADDLES

PVC

PE100

IRRIGATION


NYLON

COMPLEMENTARY
PRODUCTS

EQUIPMENT

PVC Fittings & Valves

Raccordi & Valvole in PVC



- ✓ FOR SPECIAL REQUEST
CONTACT US
- ✓ PER RICHIESTE PARTICOLARI
CONTATTATECI

suprem  fittings

PVC Valves/ Valvole in PVC

Technical features & components / Caratteristiche tecniche e componenti

Technical features & components

U-PVC VALVES: RANGE AND NOMINAL PRESSURE

Type	Range (mm)	Nominal pressure (b) 20°C
BALL VALVE (water-acid)	from Ø 20 to Ø 110	16
BUTTERFLY VALVE	from Ø 63 to Ø 225	10
SPRING CHECK VALVE	from Ø 20 to Ø 110	16
TEE CHECK VALVE	Ø 50 and Ø 63	10
ANGLE SEAT CHECK VALVE	from Ø 20 to Ø 90	16
WAFER CHECK VALVE	from Ø 90 to Ø 225	10
3 WAY BALL VALVE	from Ø 20 to Ø 63	10

Caratteristiche tecniche e componenti

VALVOLE IN U-PVC: GAMMA E PRESSIONE NOMINALE

Tipo di valvola	Gamma dimensionale (mm)	Pressione nominale (b) 20°C
VAVOLA A SFERA (acqua-industria)	da Ø 20 a Ø 110	16
VALVOLA A FARFALLA	da Ø 63 a Ø 225	10
VALVOLE DI RITEGNO A MOLLA	da Ø 20 a Ø 110	16
VALVOLE DI RITEGNO A TEE	Ø 50 e Ø 63	10
VALVOLE DI RITEGNO AD ANGOLO	da Ø 20 a Ø 90	16
VALVOLE A CLAPET	da Ø 90 a Ø 225	10
VALVOLE A SFERA A TRE VIE	da Ø 20 a Ø 63	10

BUTTERFLY VALVE/ VALVOLA A FARFALLA

Part/Fig.	Component/ Componente	Material/ Materiale	Q.ty/ Q.tà
1	BODY / CORPO	U-PVC/ PP - GF (CV)	1
2	SEAT SEAL/SEDE GUARNIZIONE	EPDM	1
3	DISK/ OTTURATORE	U-PVC	1
4	STEM/ ASTA	STAINLESS STEEL/ INOX	1
5	STEM O-RING/ GUARNIZIONE ASTA	EPDM	2
6	BEAR/ SUPPORTO	STAINLESS STEEL/ INOX	1
7	INDICATOR PLATE/INDIC. ANG. OTTURATORE	U-PVC	1
8	PLATE SCREW/ MADREVITE	BRASS/ OTTONE	4
9	SCREW CAP/ CAPSULA A VITE	U-PVC	4
10	HANDLE/ MANIGLIA	ABS	1
11	LEVER / LEVA	ABS/ PP - GF (CV)	1
12	LEVER PIN/ PERNO LEVA	STEEL/ ACCIAIO	1
13	HANDLE BOLT/ BULLONE MANIGLIA	STAINLESS STEEL/ INOX	1
14	TM CAP/ CAPSULA TM	ABS	1
15	FLANGE BOLT/ BULLONE FLANGIA	GALV. STEEL/ ACC-GALV.	1
16	WASHER/ RONDELLA	GALV. STEEL/ ACC-GALV.	2
17	NUT/ DADO	GALV. STEEL/ ACC-GALV.	1



PVC Valves/ Valvole in PVC

Technical features & components / Caratteristiche tecniche e componenti

S16

EASY FIT

PLUG & PLAY

SADDLES

PVC

PE100

IRRIGATION

NYLON

COMPLEMENTARY PRODUCTS

EQUIPMENT

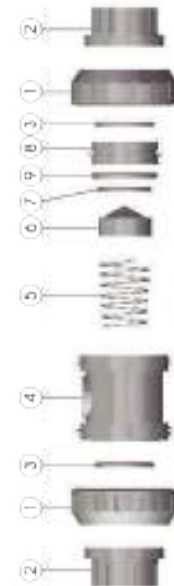
DOUBLE UNION PVC BALL VALVE/ VALVOLA A SFERA PVC BIGHIERA

Part/Fig.	Component/ Componente	Material/ Materiale	Q.ty/ Q.tà
1	UNION NUT/ GHIERA	U-PVC	2
2	END CONNECTOR/ MANICOTTO	U-PVC	2
2	" threaded/ " filettato	U-PVC	2
3	BODY O-RING/ GUARNIZIONE CORPO	EPDM/ FPM	2
4	HANDLE/ MANIGLIA	ABS	1
5	HANDLE COVER/ COPERTURA MANIGLIA	U-PVC	1
6	BODY/ CORPO	U-PVC	1
7	BACKING SEALS/ GUARNIZIONI POSTERIORI	EPDM/ FPM	2
8	BALL SEALS/ GUARNIZIONI SFERA	PEHD/ PTFE	2
9	STEM/ ASTA	HDPE	1
10	STEM O-RING/ O-RING ASTA	EPDM/ FPM	2
11	BALL/ SFERA	U-PVC	1
12	O-RING CARRIER/ PORTA O-RING	EPDM/ FPM	1
13	UNION BUSH/ BOCCOLA BOCCHETTONE	U-PVC	1
14	SEAT CARRIER/ SEGGIO SFERA	U-PVC	1



SPRING CHECK VALVE/ VALVOLA DI RITEGNO A MOLLA

Part/Fig.	Component/ Componente	Material/ Materiale	Q.ty/ Q.tà
1	UNION NUT/ GHIERA	U-PVC	2
2	END CONNECTOR/ MANICOTTO	U-PVC	2
2	" threaded/ MANICOTTO filettato	U-PVC	2
3	BODY O-RING/ GUARNIZIONE CORPO	EPDM	2
4	BODY/ CORPO	U-PVC	1
5	SPRING/ MOLLA	STAINLESS STEEL 316/ INOX	1
6	SUBAP	U-PVC	1
7	SUBAP O-RING/ GUARNIZIONE SUBAP	EPDM	1
8	VALVE BUSH/ RIDUZIONE CONICA	U-PVC	1
9	O-RING CARRIER/ PORTA O-RING	EPDM	1



PVC Valves/ Valvole in PVC

The range - La gamma



Cod 20200
Ex cod. BVSC

DOUBLE UNION PVC BALL VALVE SOLVENT WELD ENDS VALVOLA A SFERA PVC BIGHIERA INCOLLAGGIO

Code	Dm	€	Bag	Box
202000202	20	18,52	5*	55
202000252	25	19,62	5*	75
202000322	32	23,19	5*	60
202000402	40	24,95	5*	30
202000502	50	29,22	5*	20
202000632	63	38,50	3*	12
202000752	75	99,79	-	9
202000902	90	131,87	-	4
202001102	110	196,02	-	2



Cod. 20400
Ex cod. BVFT

DOUBLE UNION PVC BALL VALVE FEMALE THREADED ENDS VALVOLA A SFERA PVC BIGHIERA FILETTO FEMMINA

Code	Dm	€	Bag	Box
204000202	1/2"	24,95	5*	55
204000252	3/4"	26,36	5*	75
204000322	1"	31,72	5*	60
204000402	1 1/4"	33,48	5*	30
204000502	1 1/2"	38,50	5*	20
204000632	2"	47,74	3*	12
204000752	2 1/2"	114,05	-	9
204000902	3"	146,12	-	4
204001102	4"	217,40	-	2



Cod. 23200
Ex cod. BVSC

SINGLE UNION PVC BALL VALVE SOLVENT WELD ENDS VALVOLA A SFERA PVC MONOGHIERA INCOLLAGGIO

Code	Dm	€	Bag	Box
232000202	20	15,75	5*	55
232000252	25	16,68	7*	56
232000322	32	19,71	5*	60
232000402	40	21,21	5*	30
232000502	50	24,82	4*	24
232000632	63	32,74	3*	12
232000752	75	84,83	-	9
232000902	90	112,07	-	4
232001102	110	166,63	-	2



Cod 23240
Ex cod. BVFT

SINGLE UNION PVC BALL VALVE FEMALE THREADED ENDS VALVOLA A SFERA PVC MONOGHIERA F/F

Code	Dm	€	Bag	Box
232400202	1/2"	21,69	5*	55
232400252	3/4"	22,92	7*	56
232400322	1"	27,54	5*	60
232400402	1 1/4"	29,13	5*	30
232400502	1 1/2"	33,44	4*	24
232400632	2"	41,54	3*	12
232400752	2 1/2"	99,22	-	9
232400902	3"	127,07	-	4
232401102	4"	189,02	-	2



Cod 23280
Ex cod. BVMF

SINGLE UNION PVC BALL VALVE MALE/FEMALE THREADED ENDS
VALVOLA A SFERA PVC MONOGHIERA FIL M/F

Code	Dm	€	Bag	Box
232800202	1/2"	21,69	5*	55
232800252	3/4"	22,92	7*	56
232800322	1"	27,54	5*	60
232800402	1 1/4"	29,13	5*	30
232800502	1 1/2"	33,44	4*	24
232800632	2"	41,54	3*	12



Cod. 9001

BLACK PVC BALL VALVE FEMALE THREADED ENDS
VALVOLA A SFERA NERA PVC F/F

Code	Dm	€	Bag	Box
900100B	1/2"	13,00	-	200
900100C	3/4"	5,62	10*	140
900100D	1"	6,79	10*	100
900100E	1 1/4"	12,70	5*	60
900100F	1 1/2"	21,15	5*	40
900100G	2"	30,10	3*	24
900100I	2"1/2	68,30	-	12
900100L	3"	98,95	-	8
900100M	4"	183,00	-	4



Cod. 9002

BLACK PVC BALL VALVE MALE/FEMALE THREADED ENDS
VALVOLA A SFERA NERA PVC M/F

Code	Dm	€	Bag	Box
900200B	1/2"	13,00	-	200
900200C	3/4"	5,62	10*	140
900200D	1"	6,79	10*	100
900200E	1 1/4"	12,70	5*	60
900200F	1 1/2"	21,15	5*	40
900200G	2"	30,10	3*	24



Cod. 20100
Ex Cod. BTVO

BUTTERFLY VALVE
VALVOLA A FARFALLA

Code	Dm	€	Box
201000634	63	146,12	1
201000754	75	160,38	1
201000904	90	171,07	1
201001104	110	196,02	1
201001254	125	220,97	1
201001404	140	220,97	1
201001604	160	281,56	1
201002004	200	470,45	1
201002254	225	470,45	1



Cod. 20000
Ex Cod. BTVF

BUTTERFLY VALVE WITH FLANGE
VALVOLA A FARFALLA CON FLANGIA

Code	Dm	€	Box
200000632	63	213,84	1
200000752	75	231,66	1
200000902	90	256,61	1
200001102	110	288,68	1
200001252	125	338,58	1
200001402	140	338,58	1
200001602	160	495,40	1
200002002	200	694,98	1
200002252	225	709,24	1

* , ° See pg 141 Purchase rules and packaging / Vedi pg 141 Regole di acquisto ed imballaggi



Cod. 21400
Ex cod. CVSC

SPRING CHECK VALVE SOLVENT WELD ENDS
VALVOLA DI RITEGNO A MOLLA AD INCOLLAGGIO

Code	Dm	€	Bag	Box
214000202	20	18,70	5*	60
214000252	25	20,50	5*	75
214000322	32	25,48	5*	60
214000402	40	27,98	4*	32
214000502	50	31,55	4*	20
214000632	63	41,89	3*	13
214000752	75	98,03	-	9
214000902	90	108,72	-	4
214001102	110	190,70	-	2



Cod. 21600
Ex Cod. CVTR

SPRING CHECK VALVE THREADED ENDS
VALVOLA DI RITEGNO A MOLLA FILETTATA

Code	Dm	€	Bag	Box
216000202	1/2"	22,97	5*	60
216000252	3/4"	24,77	5*	75
216000322	1"	30,49	5*	60
216000402	1 1/4"	32,96	4*	32
216000502	1 1/2"	37,97	4*	20
216000632	2"	48,31	3*	13
216000752	2 1/2"	106,92	-	9
216000902	3"	117,61	-	4
216001102	4"	199,58	-	2



U-PVC SOLVENT CEMENT BALL CHECKVALVE
VALVOLA BIGHIERA INCOLLAGGIO A PALLA

Code	Dm	€	Box
217000202	20	29,00	70
217000252	25	38,24	85
217000322	32	49,73	72
217000402	40	81,53	32
217000502	50	113,26	24
217000632	63	167,11	13
217000752	75	575,71	9
217000902	90	636,77	9
217001102	110	827,24	8

NEW



U-PVC BOTH SIDES FEMALE THREADED BALL CHECKVALVE
U-PVC VALVOLA BIGHIERA FILETTATA A PALLA

Code	Dm	€	Box
217020202	1/2"	42,03	70
217020252	3/4"	55,46	85
217020322	1"	72,1	72
217020402	1 1/4"	118,22	32
217020502	1 1/2"	164,25	24
217020632	2"	242,3	13

NEW



Cod. 21800
Ex Cod. TCVO

T CHECK VALVE
VALVOLA DI RITEGNO A T

Code	Dm	€	Box
218000509	50	19,62	40
218000639	63	24,95	22
218000759	75	60,6	10
218000909	90	92,5	10



Cod. 22200
Ex Cod. ACVO

ANGLE SEAT CHECK VALVE
VALVOLA DI RITEGNO AD ANGOLO

Code	Dm	€	Box
222000204	20	181,76	1
222000254	25	213,84	1
222000324	32	256,61	1
222000404	40	317,20	1
222000504	50	459,76	1
222000634	63	666,47	1
222000754	75	1144,04	1
222000904	90	1486,19	1



Cod. 22101
Ex Cod. WCV0

WAFER CHECK VALVE
VALVOLA A CLAPET

Code	Dm	€	Box
221010632	63	74,00	30
221010752	75	89,00	30
221010909	90	102,48	25
221011109	110	120,65	20
221011259	125	138,29	15
221011409	140	158,22	15
221011609	160	178,20	15
221012009	200	220,97	10
221012259	225	253,04	10



Cod. 22100

WAFER CHECK VALVE WITH FLANGE
VALVOLA CLAPET CON FLANGE

Code	Dm	€	Box
221000902	90	174,72	1
221001102	110	211,12	1
221001252	125	229,32	1
221001402	140	265,72	1
221001602	160	302,12	1



Cod. 20500
Ex Cod. BVSCA

DOUBLE UNION PVC BALL VALVE SOLVENT WELD ENDS FOR ACID*
VALVOLA A SFERA PVC BIGHIERA INCOLLAGGIO PER INDUSTRIA*

Code	Dm	€	Bag	Box
205000202	20	26,36	5*	55
205000252	25	33,48	5*	75
205000322	32	44,92	5*	60
205000402	40	55,62	5*	30
205000502	50	64,86	5*	20
205000632	63	78,41	3*	12
205000752	75	185,33	-	9
205000902	90	238,79	-	4
205001102	110	306,50	-	2



Cod. 20700
Ex Cod. BVFTA

DOUBLE UNION PVC BALL FEMALE THREADED ENDS FOR ACID*
VALVOLA A SFERA PVC BIGHIERA FIL. FEMMINA PER INDUSTRIA*

Code	Dm	€	Bag	Box
207000202	1/2"	32,78	5*	55
207000252	3/4"	39,91	5*	75
207000322	1"	50,60	5*	60
207000402	1 1/4"	61,29	5*	30
207000502	1 1/2"	74,14	5*	20
207000632	2"	87,69	3*	12
207000752	2 1/2"	199,58	-	9
207000902	3"	253,04	-	4
207001102	4"	331,45	-	2

* Also available with Viton gasket with price increase
* Disponibile anche con guarnizione in Viton con incremento di prezzo



Cod. 21000

UPVC 3 WAY SOLVENT CEMENT BALL VALVE (T PORT)
VALVOLE TRE VIE AD INCOLLAGGIO FF REGISTRABILI PASSAGGIO A T

Code	Dm	€	Box
210000204	20	•	1
210000254	25	•	1
210000324	32	•	1
210000404	40	•	1
210000504	50	•	1
210000634	63	•	1

- Available upon request
- Disponibile su richiesta



Cod. 21100

UPVC 3 WAY FEMALE THREADED BALL VALVE (T PORT)
VALVOLE TRE VIE FILETTATE FF REGISTRABILI PASSAGGIO A T

Code	Dm	€	Box
211000204	1/2"	•	1
211000254	3/4"	•	1
211000324	1"	•	1
211000404	1"1/4	•	1
211000504	1"1/2	•	1
211000634	2"	•	1

- Available upon request
- Disponibile su richiesta



Cod. 23100

INSPECTION GLASS WITH SOLVENT CEMENT UNION
RACCORDO ISPEZIONE FLUSSO CON BOCCHETTONI AD INCOLLAGGIO

Code	Dm	€	Box
231000202	20	54,87	100
231000252	25	59,88	100
231000322	32	64,86	50
231000402	40	69,87	50
231000502	50	74,84	30
231000632	63	84,83	25
231000752	75	214,54	10
231000902	90	289,39	5
231001102	110	319,35	2



Cod. 23100

INSPECTION GLASS WITH FLANGE
RACCORDI ISPEZIONE FLUSSO FLANGIATI AD INCOLLAGGIO

Code	Dm	€	Box
231001252	125	399,17	1
231001402	140	449,06	1
231001602	160	673,60	2
231002002	200	798,34	1
231002252	225	948,02	1



Cod. EX233300

SINGLE UNION BALL VALVE BOTH SIDE COMP ADP
VALVOLE A SFERA MONOGHIERA CON USCITE A COMPRESIONE

Code	Dm	€	Box	PN
EX233300202	20	20,43	90	16
EX233300252	25	21,62	60	16
EX233300322	32	25,54	45	16
EX233300402	40	27,49	30	16
EX233300502	50	32,21	15	16
EX233300632	63	42,41	12	16
EX233300752	75	109,96	6	16
EX233300902	90	145,3	2	16
EX233301102	110	215,99	2	16





Cod. EX233100

**SINGLE UNION BALL VALVE ONE SIDE COMP ADP, ONE SIDE FEMALE
VALVOLE A SFERA MONOGHIERA UNA USCITA COMP, UNA FEMMINA**

Code	Dm	€	Box	PN
EX233100202	20x1/2"	24,12	55	16
EX233100252	25x3/4"	25,48	75	16
EX233100322	32x1"	30,66	60	16
EX233100402	40x1"1/4	32,37	30	16
EX233100502	50x1"1/2	37,19	24	16
EX233100632	63x2"	46,13	12	16
EX233100752	75x2"1/2	110,22	6	16
EX233100902	90x3"	141,17	4	16
EX233101102	110x4"	210,05	2	16



Cod. 233011

**BOTH SIDES HDPE SPIGOT OUTLET TRUE UNION BALL VALVE
VALVOLE A SFERA BIGHIERA CON USCITE IN PE100**

Code	Dm	€	Box	PN
2330110202	20	54,91	64	16
2330110252	25	58,48	56	16
2330110322	32	71,08	36	16
2330110402	40	76,30	30	16
2330110502	50	90,88	20	16
2330110632	63	107,12	20	16
2330110752	75	184,01	8	16
2330110902	90	242,68	4	16
2330111102	110	361,15	2	16



PVC Fittings - Raccordi PVC

Introduction

Supreme offers a high level guarantee for all its PVC Fittings for pressurized fluid handling applications. The extensive range of sizes and combinations we offer will accommodate any system design. The dimensions of our fittings comply with UNI-EN 1452-3, DIN 8063.

Features & advantages

Description

- PVC fittings for pressure piping applications.

Size range

- From Ø 20 to Ø 400

Standards

- Dimensions and characteristics according to EN 1452-3.
- To be installed on PVC pipes conforming to EN 1452-2.

Working pressure

- 20°C Ø 20 - Ø 160 : PN 16
- 20°C Ø 200 - Ø 315 : PN 10
- 20°C Ø 400 : PN 6

Features

- Perfect sealing under all conditions.
- Strength. Supreme fittings offer both high impact and high tensile strength.
- Chemical resistance. PVC fittings are resistant to a wide range of chemicals.
- Durability.
- Easy assembly

Introduzione

Supreme offre un alto livello di affidabilità su tutti i raccordi in PVC per applicazioni di trasmissione di fluidi in pressione. L'ampia gamma prodotti in termini di misure e combinazioni che offriamo, garantisce una soluzione per ogni necessità applicativa. Le dimensioni dei raccordi sono in conformità con UNI-EN 1452-3, DIN 8063.

Caratteristiche e vantaggi

Descrizione

- Raccordi in PVC per applicazioni di trasmissione fluidi in pressione.

Gamma

- Da Ø 20 a Ø 400

Standards

- Dimensioni and caratteristiche conformi a EN 1452-3.
- Da installare su tubi PVC conformi a EN 1452-2.

Pressione nominale

- 20°C Ø 20 - Ø 160 : PN 16
- 20°C Ø 200 - Ø 315 : PN 10
- 20°C Ø 400 : PN 6

Vantaggi

- Perfetto sealing in tutte le condizioni.
- Robustezza.
- Resistenza chimica. I raccordi PVC sono resistenti a un vasto numero di agenti chimici.
- Durata nel tempo.
- Facilità di assemblaggio



PVC Fittings - Raccordi in PVC

Solvent cement range - Gamma ad incollaggio



90° SOLVENT CEMENT ELBOW
GOMITO A 90° AD INCOLLAGGIO

Cod. 50000
Ex Cod. EL90SC

Code	Dm	€	Bag	Box
500000202	20	0,84	25	300
500000252	25	1,01	25	200
500000322	32	1,50	20	100
500000402	40	2,73	10*	60
500000502	50	2,77	10*	80
500000632	63	3,52	5*	60
500000752	75	6,73	-	40
500000902	90	9,28	-	25
500001102	110	15,66	-	15
500001252	125	23,36	-	8
500001402	140	34,58	-	6
500001602	160	44,75	-	4
500002002	200	108,90	-	2
500002252	225	158,62	-	1
500002504	250	399,17	-	1
500003154	315	705,67	-	1
500004004	400	2082,00	-	1



45° SOLVENT CEMENT ELBOW
GOMITO A 45° AD INCOLLAGGIO

Cod. 50200
Ex Cod. EL45SC

Code	Dm	€	Bag	Box
502000202	20	0,84	25	400
502000252	25	0,97	25	200
502000322	32	1,50	20	100
502000402	40	2,55	10*	75
502000502	50	2,68	10*	80
502000632	63	3,17	5*	50
502000752	75	6,34	-	40
502000902	90	8,62	-	25
502001102	110	15,14	-	18
502001252	125	22,26	-	8
502001402	140	31,90	-	6
502001602	160	44,57	-	5
502002002	200	95,52	-	2
502002252	225	156,82	-	2
502002504	250	342,14	-	2
502003154	315	609,44	-	1
502004004	400	1943,26	-	1



SOLVENT CEMENT 90° ELBOW F/M/F
GOMITO A 90° AD INCOLLAGGIO F/M/F

Cod. 50100

Code	Dm	€	Bag	Box
501000500402	50X50X40	7,79	5*	80
501000630502	63X63X50	8,10	5*	40



SOLVENT CEMENT HOSE ADAPTORS
PORTAGOMMA AD INCOLLAGGIO

Cod. AHSC

Code	Dm	€	Box
AHSC020	20	2,02	400
AHSC025	25	2,34	200
AHSC032	32	2,71	140
AHSC040	40	3,30	150
AHSC050	50	4,73	125
AHSC063	63	7,87	70



SOLVENT CEMENT SOCKET
MANICOTTO AD INCOLLAGGIO

Cod. 51100
Ex Cod. SOSC



90° SOLVENT CEMENT TEE
TEE A 90° AD INCOLLAGGIO

Cod. 50400
Ex Cod. TE90SC



SOLVENT CEMENT CAP
CALOTTA AD INCOLLAGGIO

Cod. 51600
Ex Cod. CASC

Code	Dm	€	Bag	Box
511000202	20	0,62	40	480
511000252	25	0,79	25	250
511000322	32	0,84	25	125
511000402	40	1,36	10*	100
511000502	50	1,36	10*	70
511000632	63	2,20	5*	135
511000752	75	4,40	-	80
511000902	90	5,59	-	45
511001102	110	9,37	-	28
511001252	125	11,66	-	22
511001402	140	13,77	-	16
511001602	160	20,59	-	12
511002002	200	46,33	-	4
511002252	225	74,32	-	2
511002504	250	126,90	-	1
511003155	315	249,13	-	1
511004005	400	1036,35	-	1

Code	Dm	€	Bag	Box
504000202	20	1,01	25	200
504000252	25	1,14	20	100
504000322	32	2,33	10	60
504000402	40	3,08	5*	90
504000502	50	3,17	5*	50
504000632	63	4,44	5*	50
504000752	75	7,83	-	30
504000902	90	12,10	-	18
504001102	110	19,05	-	10
504001252	125	28,69	-	6
504001402	140	46,33	-	4
504001602	160	63,80	-	3
504002002	200	114,05	-	1
504002252	225	213,84	-	1
504002504	250	441,94	-	1
504003154	315	785,88	-	1
504004004	400	2444,85	-	1

Code	Dm	€	Bag	Box
516000202	20	0,66	100	700
516000252	25	0,79	100	600
516000322	32	1,01	25	250
516000402	40	1,19	10*	150
516000502	50	1,80	10*	90
516000632	63	2,16	5*	100
516000752	75	3,61	-	60
516000902	90	4,62	-	35
516001102	110	6,78	-	25
516001252	125	11,04	-	15
516001402	140	13,90	-	10
516001602	160	25,30	-	8
516002002	200	40,26	-	8
516002252	225	67,72	-	6
516002502	250	103,36	-	2
516003152	315	192,46	-	1
516004004	400	1029,24	-	1

* , ° See pg 141 Purchase rules and packaging / Vedi pg 141 Regole di acquisto ed imballaggi



**SOLVENT CEMENT STUB END
CARTELLA AD INCOLLAGGIO**

Cod. 511200
Ex Cod. STSC

Code	Dm	€	Bag	Box
512000202	20	1,98	25	600
512000252	25	1,98	30	450
512000322	32	2,51	25	250
512000402	40	2,77	5*	150
512000502	50	2,77	5*	160
512000632	63	2,90	5*	100
512000752	75	3,56	-	70
512000902	90	4,62	-	85
512001102	110	7,35	-	45
512001252	125	9,81	-	24
512001402	140	12,85	-	18
512001602	160	18,83	-	16
512002002	200	26,44	-	7
512002252	225	28,69	-	3
512002502	250	117,61	-	4
512003152	315	176,44	-	2
512004004	400	820,74	-	1



FLANGIA LIBERA - LOOSE FLANGE

Cod. 51300
Ex Cod. LFSC

Code	Dm	€	Box
513000202	20	4,09	150
513000252	25	4,09	110
513000322	32	4,62	80
513000402	40	5,37	50
513000502	50	5,37	48
513000632	63	5,90	25
513000752	75	7,66	40
513000902	90	8,54	35
513001102	110	9,11	22
513001252	125	12,06	18
513001402	140	11,92	18
513001602	160	16,06	14
513002002	200	30,93	8
513002252	225	30,93	8
513002502	250	149,69	7
513003152	315	151,93	7
513004004	400	1087,34	1



**BLIND FLANGE
FLANGIA CIECA**

Cod. 51400
Ex Cod. BFSC

Code	Dm	€	Box
514000205	20	10,65	150
514000255	25	12,76	110
514000325	32	14,92	80
514000405	40	17,03	50
514000502	50	20,59	48
514000632	63	22,75	25
514000752	75	25,61	40
514000902	90	27,72	35
514001102	110	26,75	22
514001252	125	34,41	18
514001402	140	34,41	18
514001602	160	48,14	18
514002002	200	128,30	14
514002252	225	128,30	8
514002504	250	416,99	8
514003154	315	541,73	7
514004004	400	1214,00	7



SOLVENT CEMENT REDUCING SOCKET
MANICOTTO RIDOTTO AD INCOLLAGGIO

Cod. SR90SC

Code	Dm	€	Box
SR90SC020016	20X16	1,38	270
SR90SC025020	25X20	1,60	200
SR90SC032025	32X25	2,29	150
SR90SC040032	40X32	2,87	100
SR90SC050040	50X40	3,94	60
SR90SC063050	63X50	5,48	70
SR90SC075063	75X63	11,01	50
SR90SC090075	90X75	17,77	42
SR90SC110075	110X75	22,62	48
SR90SC110090	110X90	26,81	48
SR90SC125110	125X110	42,56	22
SR90SC140110	140X110	53,52	18
SR90SC140125	140X125	65,65	16
SR90SC160110	160X110	89,75	12
SR90SC160140	160X140	89,75	9



SOLVENT CEMENT REDUCING BUSH
RIDUZIONE AD INCOLLAGGIO

Cod. 50900
Ex Cod.RB90SC

Code	Dm	€	Bag	Box
509000250202	25X20	0,40	50	1000
509000320202	32X20	0,66	50	500
509000320252	32X25	0,40	25	500
509000400252	40X25	0,88	20*	300
509000400322	40X32	0,48	20*	300
509000500322	50X32	1,23	10*	200
509000500402	50X40	1,01	10*	200
509000630322	63X32	2,20	5*	100
509000630402	63X40	2,60	5*	100
509000630502	63X50	1,58	5*	100
509000750502	75X50	2,33	5*	60
509000750632	75X63	1,54	5*	60
509000900632	90X63	2,73	5*	65
509000900752	90X75	2,24	5*	65
509001100632	110X63	6,73	-	75
509001100752	110X75	6,29	-	75
509001100902	110X90	5,41	-	75
509001250902	125X90	8,54	-	25
509001251102	125X110	4,88	-	25
509001400902	140X90	13,38	-	35
509001401102	140X110	8,84	-	35
509001401252	140X125	5,94	-	35
509001600902	160X90	20,33	-	25
509001601102	160X110	14,61	-	25
RB90SC160125	160X125	41,12	-	25
509001601402	160X140	7,83	-	25
509002001602	200x160	22,26	-	12
509002252002	225x200	26,75	-	6
509002502252	250x225	63,98	-	6
509002802502	280x250	81,80	-	2
509003152802	315x280	122,98	-	2
509003553155	355x315	352,53	-	1
509004003155	400x315	1057,92	-	1
509004003555	400x355	705,36	-	1



45° TEE - TEE A 45°

Cod. 50700
Ex Cod. TE45SC

Code	Dm	€	Box
507000504	50	6,42	80
507000634	63	8,93	40
507000754	75	17,64	25
507000904	90	25,65	20
507001104	110	42,77	15

* , ° See pg 141 Purchase rules and packaging / Vedi pg 141 Regole di acquisto ed imballaggi



**SOLVENT CEMENT UNION
BOCCHETTONE AD INCOLLAGGIO**

Cod. 22700
Ex Cod. UNSC

Code	Dm	€	Bag	Box
227000202	20	4,80	10*	125
227000252	25	6,78	10*	100
227000322	32	9,28	10*	50
227000402	40	10,16	5*	30
227000502	50	13,90	5*	45
227000632	63	16,41	3*	25
227000752	75	42,77	-	18
227000902	90	58,83	-	10
227001102	110	76,65	-	7



**90° SOLVENT CEMENT CROSS
CROCE A 90° AD INCOLLAGGIO**

Cod. 50600
Ex Cod. CR90SC

Code	Dm	€	Box
506000322	32	8,93	110
506000402	40	10,16	70
506000502	50	11,75	35
506000632	63	19,62	40
506000752	75	23,19	20
506000902	90	29,22	12
506001102	110	57,02	7
506001255	125	92,31	4
506001405	140	144,36	4
506001605	160	185,68	3
506002005	200	409,86	1
506002255	225	466,18	1
506002505	250	749,14	1
506003155	315	1248,28	1
506004005	400	2961,47	1



**SOLVENT CEMENT REDUCING TEE
TEE RIDOTTO AD INCOLLAGGIO**

Cod. 50800
Ex Cod. TR90SC

Code	Dm	€	Box
508000500322	50x32	4,27	75
508000630322	63x32	8,68	30
508000630402	63x40	8,18	30
508000630502	63x50	7,83	30
508000750632	75x63	11,04	35
508000900632	90x63	15,49	25
508000900752	90x75	16,06	22
508001100632	110x63	21,38	10
508001100752	110x75	22,09	10
508001100902	110x90	23,19	10
508001250632	125x63	46,02	10
508001250752	125x75	45,50	8
508001250902	125x90	43,16	8
508001251102	125x110	38,32	8
508001400902	140x90	63,45	6
508001401102	140x110	57,73	6
508001600902	160x90	71,28	5
508001601102	160x110	67,72	5
508001601252	160x125	77,57	5
508002000902	200x90	123,02	2
508002001102	200x110	117,61	2
508002001252	200x125	129,62	3
508002001602	200x160	115,85	2
508002251602	225x160	197,34	2
508002252002	225x200	240,59	2
508002501602	250x160	362,47	1
508002502005	250x200	367,75	1
508002502252	250x225	505,91	1
508002802505	280x250	758,96	1
508003152805	315x280	908,82	1
508003553155	355x315	2726,15	1
508004003155	400x315	4380,84	1

NEW
NEW

Raccordi in PVC - PVC Fittings

Gamma filettata - Threaded range



90° THREADED ELBOW
GOMITO A 90° FILETTATO

Cod. 50020
Ex Cod. EL90TR

Code	Dm	€	Bag	Box
500200202	1/2"	2,68	25*	300
500200252	3/4"	3,21	25*	200
500200322	1"	3,87	20*	100
500200402	1 1/4"	6,29	5*	60
500200502	1 1/2"	7,96	10*	80
500200632	2"	11,22	5*	60
500200752	2 1/2"	23,19	-	40
500200902	3"	32,08	-	25
500201102	4"	53,46	-	15



THREADED SOCKET - MANICOTTO FILETTATO

Cod. 51910
Ex Cod. SOTR

Code	Dm	€	Bag	Box
SOTR020	1/2"	2,61	20*	500
SOTR025	3/4"	2,93	20*	300
SOTR032	1"	3,30	10*	350
SOTR040	1 1/4"	4,73	10*	200
SOTR050	1 1/2"	6,86	5*	100
SOTR063	2"	9,15	5*	120
519100752	2 1/2"	9,90	-	75
519100902	3"	12,28	-	60
519101102	4"	19,80	-	18



90° THREADED TEE - TEE A 90° FILETTATO

Cod. 50420
Ex Cod. TE90TR

Code	Dm	€	Bag	Box
504200202	1/2"	3,56	25*	200
504200252	3/4"	3,96	20*	100
504200322	1"	4,71	10*	60
504200402	1 1/4"	7,35	5*	90
504200502	1 1/2"	9,86	5*	50
504200632	2"	13,86	5*	50
504200752	2 1/2"	27,46	-	30
504200902	3"	42,42	-	18
504201102	4"	66,75	-	10



THREADED CAP - CALOTTA FILETTATA

Cod. 51700
Ex Cod. CATR

Code	Dm	€	Bag	Box
517000202	1/2"	1,36	50*	700
517000252	3/4"	1,85	50*	600
517000322	1"	2,33	25*	250
517000402	1 1/4"	2,68	10*	150
517000502	1 1/2"	3,92	10*	90
517000632	2"	5,72	5*	100
517000752	2 1/2"	9,81	-	60
517000902	3"	13,73	-	35
517001102	4"	17,64	-	25

* , ° See pg 141 Purchase rules and packaging / Vedi pg 141 Regole di acquisto ed imballaggi

S16

EASY FIT

PLUG & PLAY

SADDLES

PVC

PE100

IRRIGATION

NYLON

COMPLEMENTARY PRODUCTS

EQUIPMENT



THREADED REDUCING SOCKET
MANICOTTO RIDOTTO FILETTATO

Cod. SRTR

Code	Dm	€	Box
SRTR020016	1/2" x 3/8"	4,58	250
SRTR025020	3/4" x 1/2"	4,73	200
SRTR032025	1" x 3/4"	4,89	120
SRTR040032	1 1/4" x 1"	6,33	190
SRTR050040	1 1/2" x 1 1/4"	8,83	165
SRTR063050	2" x 1 1/2"	12,56	80
SRTR075063	2 1/2" x 2"	26,92	130
SRTR090075	3" x 2 1/2"	32,45	80
SRTR110090	4" x 3"	46,28	54



THREADED REDUCING BUSH
RIDUZIONE CORTA FILETTATA

Cod. RBTR

Code	Dm	€	Bag	Box
RBTR025020	3/4" x 1/2"	2,34	20*	300
RBTR032025	1" x 3/4"	2,98	20*	200
RBTR040032	1 1/4" x 1"	4,10	10*	200
RBTR050040	1 1/2" x 1 1/4"	5,32	10*	160
RBTR063050	2" x 1 1/2"	7,08	5*	200
RBTR075063	2 1/2" x 2"	17,34	-	200
RBTR090075	3" x 2 1/2"	24,10	-	165
RBTR110090	4" x 3"	38,14	-	90



M/F THREADED REDUCER
RIDUZIONE FILETTATA M/F

Cod. RB90TR

Code	Dm	€	Box
RB90TR020016	1/2" x 3/8"	2,29	400
RB90TR025016	3/4" x 3/8"	2,29	280
RB90TR025020	3/4" x 1/2"	2,29	280
RB90TR032016	1" x 3/8"	2,98	160
RB90TR032020	1" x 1/2"	2,98	160
RB90TR032025	1" x 3/4"	2,98	160
RB90TR040020	1 1/4" x 1/2"	4,10	150
RB90TR040025	1 1/4" x 3/4"	4,10	150
RB90TR040032	1 1/4" x 1"	4,10	150
RB90TR050025	1 1/2" x 3/4"	5,43	120
RB90TR050032	1 1/2" x 1"	5,43	100
RB90TR050040	1 1/2" x 1 1/4"	5,43	100
RB90TR063032	2" x 1"	7,34	140
RB90TR063040	2" x 1 1/4"	7,34	140
RB90TR063050	2" x 1 1/2"	7,34	130
RB90TR075040	2 1/2" x 1 1/4"	14,95	170
RB90TR075050	2 1/2" x 1 1/2"	14,95	170
RB90TR075063	2 1/2" x 2"	14,95	150
RB90TR090050	3" x 1 1/2"	22,66	150
RB90TR090063	3" x 2"	22,66	125
RB90TR090075	3" x 2 1/2"	22,66	115
RB90TR110063	4" x 2"	36,97	85
RB90TR110075	4" x 2 1/2"	36,97	42
RB90TR110090	4" x 3"	36,97	64



THREADED NIPPLE
NIPPLIO FILETTATO

Cod. 52000
Ex Cod. NITR

Code	Dm	€	Bag	Box
520000202	1/2"	1,19	20*	500
520000252	3/4"	1,32	20*	300
520000322	1"	1,54	10*	180
520000402	1 1/4"	2,38	10*	100
520000502	1 1/2"	2,73	10*	150
520000632	2"	3,61	5*	120
520000752	2 1/2"	5,94	-	75
520000902	3"	8,32	-	70
520001102	4"	9,28	-	45



THREADED REDUCING NIPPLE
NIPPLIO RIDOTTO FILETTATO

Cod. 52210
Ex Cod. NRTR

Code	Dm	€	Bag	Box
NRTR020016	1/2" x 3/8"	2,98	20*	400
522100202	3/4" x 1/2"	1,58	20*	200
522100252	1" x 3/4"	1,89	10*	180
522100322	1 1/4" x 1"	3,74	10*	50
522100402	1 1/2" x 1 1/4"	4,80	10*	75
522110322	2"x1"	9,40	-	70
522100502	2" x 1 1/2"	7,26	5*	48
522100632	2 1/2" x 2"	9,90	-	35
522100752	3" x 2 1/2"	16,85	-	48
522100902	4" x 3"	21,69	-	35



THREADED UNION
BOCCHETTONE FILETTATO

Cod.22900
Ex Cod. UNTR

Code	Dm	€	Bag	Box
229000202	1/2"	8,93	10*	125
229000252	3/4"	11,04	10*	100
229000322	1"	14,61	10*	50
229000402	1 1/4"	15,49	5*	30
229000502	1 1/2"	21,03	5*	45
229000632	2"	24,42	3*	25
229000752	2 1/2"	50,60	-	18
229000902	3"	69,52	-	10
229001102	4"	88,75	-	7



HOSE ADAPTOR
PORTAGOMMA

Cod. 52500
Ex Cod. AH0

Code	Dm	€	Bag	Box
525000202	1/2"	1,19	50	400
525000252	3/4"	1,98	25	225
525000322	1"	2,38	10	140
525000402	1 1/4"	6,64	5*	150
525000502	1 1/2"	7,74	5*	125
525000632	2"	8,62	3*	70



MALE THREADED PIECE
TRONCHETTO FILETTATO

Cod. 52600

Code	Dm	€	Box
526000205	1/2"	10,38	400
526000255	3/4"	10,38	225
526000325	1"	10,38	140
526000405	1"1/4	11,16	150
526000505	1"1/2	36,61	125
526000635	2"	46,96	70
526000755	2"1/2	73,57	80
526000905	3"	102,04	40
526001105	4"	127,53	30



S16

EASY FIT

PLUG & PLAY

SADDLES

PVC

PE100

IRRIGATION

NYLON

COMPLEMENTARY PRODUCTS

EQUIPMENT

Raccordi in PVC - PVC Fittings

Gamma di passaggio - Plain/threaded range



90° PLAIN/THREADED ELBOW
GOMITO A 90° DI PASSAGGIO

Cod. 50010
Ex Cod. EL90PT

Code	Dm	€	Bag	Box
500100202	20 x 1/2"	2,33	25*	300
500100252	25 x 3/4"	2,77	25*	200
500100322	32 x 1"	3,34	20*	100
500100402	40 x 1 1/4"	5,46	5*	60
500100502	50 x 1 1/2"	6,95	10*	80
500100632	63 x 2"	9,72	5*	60
500100752	75 x 2 1/2"	20,06	-	40
500100902	90 x 3"	27,81	-	25
500101102	110 x 4"	47,04	-	15



PLAIN/THREADED SOCKET
MANICOTTO DI PASSAGGIO

Cod. SOPT

Code	Dm	€	Bag	Box
SOPT020	20 x 1/2"	2,71	20*	500
SOPT025	25 x 3/4"	2,87	20*	300
SOPT032	32 x 1"	3,30	10*	350
SOPT040	40 x 1 1/4"	4,73	10*	200
SOPT050	50 x 1 1/2"	7,24	5*	100
SOPT063	63 x 2"	9,47	5*	120
519000752	75 x 2 1/2"	6,60	-	75
519000902	90 x 3"	8,18	-	60
519001102	110 x 4"	13,20	-	18



PLAIN/THREADED UNION
BOCCHETTONE DI PASSAGGIO

Cod. 22800
Ex Cod. UNPT

Code	Dm	€	Bag	Box
228000202	20 x 1/2"	7,13	10*	125
228000252	25 x 3/4"	9,28	10*	100
228000322	32 x 1"	12,50	10*	50
228000402	40 x 1 1/4"	13,55	5*	30
228000502	50 x 1 1/2"	17,82	5*	45
228000632	63 x 2"	21,38	3*	25
228000752	75 x 2 1/2"	48,14	-	18
228000902	90 x 3"	64,15	-	10
228001102	110 x 4"	81,97	-	7



MALE THREADED UNION
BOCCHETTONE FILETTATO MASCHIO

Code	Dm	€	Box
230000502	50X1"1/2	14,92	45
230010632	63X2"	18,02	25





BACKING NUT
GHIERA CONTRODADO CON BATTUTA
Cod. 52700



**90° THREADED CENTRAL
OFF-TAKE TEE**
TEE A 90° DI PASSAGGIO
Cod. 50410
Ex Cod. TEPT



MALE THREADED ADAPTOR
ADATTATORE FILETTATO MASCHIO
Cod. 52200
Cod. AMPT



Cod. Plug

Code	Dm	€	Box
527000204	1/2"	2,86	400
527000254	3/4"	2,86	400
527000324	1"	3,92	240
527000404	1"1/4	5,72	300
527000504	1"1/2	6,42	150
527000634	2"	9,64	140
527000754	2"1/2	18,17	25
527000904	3"	22,79	20
527001104	4"	27,81	2

Code	Dm	€	Bag	Box
504100202	20 x 1/2"	3,08	25*	200
504100252	25 x 3/4"	3,43	20*	100
504100322	32 x 1"	4,09	10*	60
504100402	40 x 1 1/4"	6,42	5*	90
504100502	50 x 1 1/2"	8,54	5*	50
504100632	63 x 2"	12,06	5*	50
504100752	75 x 2 1/2"	23,54	-	30
504100902	90 x 3"	36,34	-	18
504101102	110 x 4"	57,20	-	10

Code	Dm	€	Bag	Box
AMPT020X038	20 x 25 x 3/8"	2,29	-	500
522000202	20 x 25 x 1/2"	1,71	25	500
AMPT020X034	20 x 25 x 3/4"	2,29	-	500
AMPT025X012	25 x 32 x 1/2"	2,34	-	350
522000252	25 x 32 x 3/4"	1,81	25	250
AMPT025X100	25 x 32 x 1"	2,34	-	350
AMPT032X034	32 x 40 x 3/4"	2,98	-	160
522000322	32 x 40 x 1"	2,30	20	160
AMPT032X114	32 x 40 x 1 1/4"	2,98	-	160
AMPT040X100	40 x 50 x 1"	4,15	-	100
522000402	40 x 50 x 1 1/4"	3,20	10*	100
AMPT040X112	40 x 50 x 1 1/2"	4,15	-	100
AMPT050X114	50 x 63 x 1 1/4"	6,33	-	150
522000502	50 x 63 x 1 1/2"	4,85	5*	150
AMPT050X200	50 x 63 x 2"	6,33	-	150
AMPT063X112	63 x 75 x 1 1/2"	7,39	-	160
522000632	63 x 75 x 2"	5,89	5*	100
AMPT063X212	63 x 75 x 2 1/2"	7,39	-	160
AMPT075X200	75 x 90 x 2"	22,29	-	75
522000752	75 x 90 x 2 1/2"	17,13	-	48
AMPT075X300	75 x 90 x 3"	22,29	-	75
AMPT090X212	90 x 110 x 2 1/2"	26,81	-	55
522000902	90 x 110 x 3"	20,59	-	27
AMPT090X400	90 x 110 x 4"	26,81	-	55
AMPT110X300	110 x 125 x 3"	40,33	-	26
522001102	110 x 125 x 4"	30,96	-	26

Code	Dm	€	Box
PLUG020	1/2"	1,65	600
PLUG025	3/4"	2,02	430
PLUG032	1"	2,50	300
PLUG040	1"1/4	3,78	350
PLUG050	1"1/2	4,42	280
PLUG063	2"	5,80	160
PLUG075	2"1/2	20,64	80
PLUG090	3"	24,10	60
PLUG110	4"	41,39	30

* , ° See pg 141 Purchase rules and packaging / Vedi pg 141 Regole di acquisto ed imballaggi



MALE PLANE/FEMALE
THREADED ADAPTOR
ADATTATORE INCOLLAGGIO
MASCHIO/FILETTATO FEMMINA

Cod. 51900
Cod. AFPT



SOCKET THREADED ADAPTOR
MANICOTTO ADATTATORE A TRE MISURE

Cod. 51800
Ex Cod. SFPT



BOTH SIDE FEMALE THREADED ADAPTOR
MANICOTTO ADATTATORE FEMMINA
A TRE MISURE

Cod. 51810



SOLVENT CEMENT FLANGE SOCKET
FLANGE FISSE AD INCOLLAGGIO

Cod.51250



THREADED FLANGE
FLANGE A COLLARINO FILETTATE

Cod. LFTR

Code	Dm	€	Box
AFPT020X012	20 x 1/2"	4,10	450
AFPT020X034	20 x 3/4"	4,58	450
AFPT025X012	25 x 1/2"	4,73	300
AFPT025X034	25 x 3/4"	4,73	240
AFPT025X100	25 x 1"	4,73	300
AFPT032X034	32 x 3/4"	4,89	300
AFPT032X100	32 x 1"	5,48	180
AFPT040X100	40 x 1"	5,80	150
AFPT040X114	40 x 1 1/4"	6,76	80
AFPT050X112	50 x 1 1/2"	7,45	100
AFPT050X114	50 x 1 1/4"	7,87	95
AFPT050X200	50 x 2"	10,53	95
AFPT063X112	63 x 1 1/2"	14,20	75
AFPT063X200	63 x 2"	14,20	75
AFPT075X200	75 x 2"	17,02	75
AFPT075X212	75 x 2 1/2"	18,09	75
AFPT075X300	75 x 3"	18,46	75
AFPT090X212	90 x 2 1/2"	25,16	60
AFPT090X300	90 x 3"	26,12	60
AFPT090X400	90 x 4"	26,92	60
AFPT110X300	110 x 3"	33,84	24
AFPT110X400	110 x 4"	35,27	18

Code	Dm	€	Bag	Box
518000202	20 x 25 X 1/2"	0,88	25	450
518000252	25 x 32 X 3/4"	1,01	20	240
518000322	32 X 40 x 1"	1,14	10*	180
518000402	40 X 50 x 1 1/4"	2,16	5*	80
518000502	50 X 63 x 1 1/2"	3,04	5*	100
518000632	63 X 75 x 2"	4,27	-	75

Code	Dm	€	Bag	Box
518100202	1/2" x 1/2" x 25	1,36	25	500
518100252	3/4" x 3/4" x 32	1,50	20	240
518100322	1" x 1" x 40	1,72	10*	180
518100402	1" 1/4 x 1" 1/4 x 50	3,21	5*	80
518100502	1" 1/2 x 1" 1/2 x 63	4,58	5*	100
518100632	2" x 2" x 75	6,42	-	75

Code	Dm	€	Box
FF000630	63	19,50	36
512501102	110	15,62	10
512501252	125	20,81	5
512501402	140	23,58	10
512501602	160	33,13	6

NEW

Code	Dm	€	Box
LFTR020	1/2"	9,31	100
LFTR025	3/4"	10,75	60
LFTR032	1"	11,86	50
LFTR040	1" 1/4	17,34	50
LFTR050	1" 1/2	23,25	48
LFTR063	2"	28,36	36
LFTR075	2" 1/2	38,57	15
LFTR090	3"	47,24	30
LFTR110	4"	58,31	24



Code	Dm	Model	€
118000204	20	A	0,34
118000254	25	A	0,38
118000324	32	A	0,59
118000404	40	B	0,67
118000504	50	B	0,92
118000634	63	B	1,93
118000754	75	B	2,44
1180 0904	90	B	3,74
118001104	110	B	3,82
118001254	125	B	5,96
118001404	140	B	6,66
118001604	160	B	10,25
118002004	200	B	13,99
118002504	250	C	51,46

NEW

**PIPE CLAMP
STAFFETTA PORTATUBO**

Cod. 11800



**MALE THREADED TANK ADAPTOR
(LONG TYPE)
ADATTATORE FILETTATO
MASCHIO PER SERBATOI (TIPO LUNGO)**

Cod. 52800

Code	Dm	PN	Box	€
528000205	20	10	20	14,92
528000255	25	10	10	16,28
528000325	32	10	40	18,28

NEW

**Materials For Solvent Cement Connection
Materiale Per Incollaggio**

NEW



**PVC-U CLEANER
DETERGENTE PER PVC-U**

Code	g	Box	€
131001008	1000	12	48,40



**PVC-U SOLVENT
COLLA PER PVC-U**

Code	g	Box	€
130110008	1000	8	50,51
130105008	500	12	33,26
130102508	250	24	23,72



*, ° See pg 141 Purchase rules and packaging / Vedi pg 141 Regole di acquisto ed imballaggi

S16

EASY FIT

PLUG & PLAY

SADDLES

PVC

PE100

IRRIGATION

NYLON

COMPLEMENTARY PRODUCTS

EQUIPMENT

CONNECTION OF U-PVC PIPE MONTAGGIO DEL TUBO IN PVC-U



1. Pipe glueing area has to be marked according to solvent cement socket connection length. Preliminary check of pipe and fitting socket connection is suggested before glueing.

1. L'area di incollaggio del tubo deve essere marcata sul tubo in accordo con la profondità bicchiere del raccordo. Prima di incollare si suggerisce la verifica dell'accoppiamento dimensionale tra tubo e bicchiere del raccordo



2. Clean the fitting surface to be glued by liquid cleaner, to remove dust, oil and other impurities.

2. Pulire le parti interne del raccordo da incollare con detergente liquido per rimuovere le impurità superficiali.



3. On both of two pipe parts, glueing area have to rubbing with sandpaper. After rubbing process, glueing areas have to be cleaned by liquid cleaner and to be dry.

3. Carteggiare la zona esterna di saldatura del tubo e la sua estremità interna, pulire il tubo con idoneo detergente liquido ed asciugare bene.



4. Solvent Cement has to be applied on two glueing areas with a clean brush, longitudinal way. In case of pouring excess glue should be taken back into the glue can.

4. La colla deve essere applicata sulle due parti da incollare con idoneo pennello, in modo longitudinale. La colla in eccesso deve essere rimessa nel barattolo.



5. After correct application of glue, the two parts must be pushed each other with no stop, straight and very quickly. Keep parts in this position for a short time, till they start connect one each other.

5. Spingere tubo e raccordo contemporaneamente senza rotazioni e trattenendolo seguendo il corretto allineamento: tenerli in questa posizione per un breve periodo finchè le parti non iniziano ad aderire tra loro.

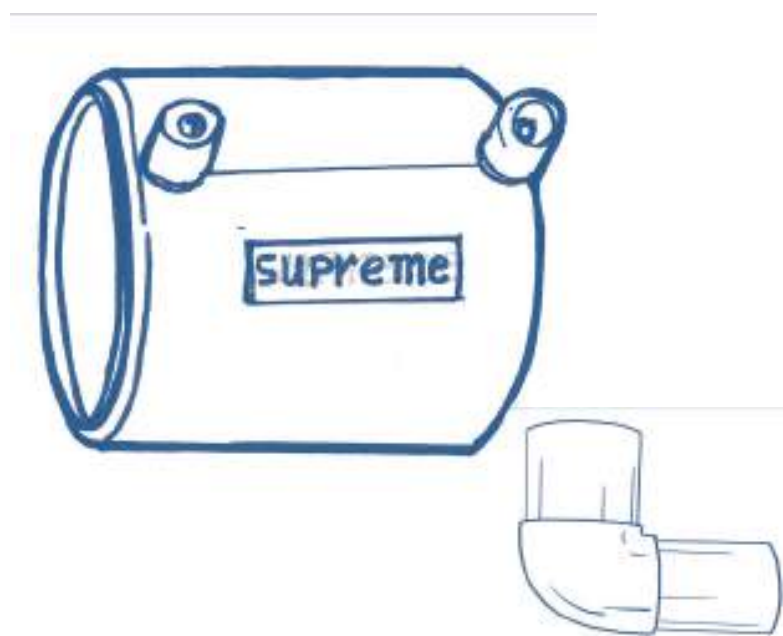


6. Immediately remove any excess of glue with a paper towel or suitable cloth. Stand by time before pressure application: 60 min per bar to be applied.

6. Rimuovere immediatamente ogni fuoriscita di colla con carta assorbente od idoneo panno. Tempo di attesa prima di pressurizzare: 60 min per ogni bar da applicare

PE 100 Fittings

Raccordi in PE 100



supremefittings

INTRODUCTION - INTRODUZIONE



Acqua Potabile
Potable Water

Normative - standard uni en 1555-3 - uni-en 12201-3 - uni en iso 15494 - iso 13950 barcode interleaved 2.5

Polyethylene (PE) is a thermoplastic that belongs to the group of polyolefines. Partially crystalline, it is an environmentally compatible product. In comparison to other thermoplastics, PE shows essential advantages which make it specially suitable for water and gas distribution applications, but can also be used in irrigation systems, industrial facilities or in building installations. Also described as third generation polyethylene types (or MRS 10), offers higher density and therefore improved mechanical properties to previous developments (PE 80 / PE63). The employed PE-material complies with the requirements of EN 12201 (plastic pipe systems for drinking water supply) and EN 1555 (plastic pipe systems for gas supply).

Technical specifications

Technical data

- Density according to ISO 1183 930 kg/m³.
- Melt-flow index according to ISO 1133: 0,3-0,5 g/10 min.
- Longitudinal expansion coefficient according to DIN 53572 - 0,13 mm/m.k.
- Colour: black

Geometric properties and nominal pressures

- Outside diameter and wall thickness according to EN 1555 and EN 12201.
- Outside diameter/wall thickness ratio SDR with nominal pressure PN: PE 100 SDR 11 PN 16 - PE 100 SDR 17 PN 10

Unions

- By electrofusion or butt welding.
- PE 100 fittings can be welded in the MFR-range (0,3 - 0,5) g/10 min., with all tubes in conformity with the standards EN 12201 and EN 1555.

Advantages of PE

- High resistance to impact and corrosion (very good chemical resistance).
- Flexibility (suitable for underground piping).
- Low weight (cost-saving in transport and handling).
- Thermal resistant (up to 80°C and low temperatures).
- Less frictional resistance avoids deposits/residue effects.

Il Polietilene è un termoplastico che appartiene alla categoria dei poliolefini. Parzialmente cristallino, è un prodotto ambientalmente compatibile. In comparazione con altri termoplastici, il PE presenta essenziali vantaggi che lo rendono particolarmente adatto per applicazioni di distribuzione acqua e gas, ma può essere utilizzato nei sistemi di irrigazioni, in impianti industriali o in installazioni edilizie. Descritto come tipo di polietilene di terza generazione (o MRS 10), offre una maggiore densità e quindi migliori proprietà meccaniche rispetto agli sviluppi precedenti (PE 80 / PE 63). Il materiale è in linea con la normativa EN 12201 (sistemi di tubazioni plastici per acqua potabile) e EN 1555 (sistemi di tubazioni plastici per fornitura gas).

Caratteristiche e vantaggi

Dati Tecnici

- Densità in linea con ISO 1183 930 kg/m³
- Melt-flow index in linea con ISO 1133: 0,3-0,5 g/10 min
- Coefficiente di espansione longitudinale in linea con DIN 53572 - 0,13 mm/m.k
- Colore: nero

Proprietà Geometriche e pressione nominale

- Diametro esterno e spessori in linea con EN 1555 e EN 12201.
- Rapporto Diametro esterno/spessore SDR con pressione nominale PN: PE 100 SDR 11 PN 16 - PE 100 SDR 17 PN 10

Collegamenti

- Elettrofusione o testa a testa.
- I raccordi PE 100 possono essere portati in temperatura in linea con MFR-range (0,3 - 0,5) g/10 min., con tutti i tubi in conformità ad EN 12201 and EN 1555

Vantaggi del PE

- Ottima resistenza chimica
- Flessibilità
- Basso peso e vantaggi di trasporto ed handling
- Resistenza termica (fino a 80°C e alle basse temperature)
- No effetto depositi/residui

PE 100 ELECTROFUSION FITTINGS RACCORDI IN PE 100 ELETTROSALDABILI

ELECTROFUSION 45° ELBOW
GOMITO 45° ELETTROSALDABILE
PE 100 SDR11 - ISO S5 (Gas) PN 16 (H2O)



CODE: 8024	Ø	L	PACK	€
8024020000	20	upon request - su richiesta		43,96
8024025000	25	upon request - su richiesta		43,96
8024032000	32	42	35	30,66
8024040000	40	52	20	33,27
8024050000	50	63	20	41,17
8024063000	63	68	50	44,16
8024075000	75	68	30	63,19
8024090000	90	97	20	65,94
8024110000	110	112	12	89,34
8024125000	125	120	8	126,38
8024140000	140	123	4	198,95
8024160000	160	150	4	220,22
8024180000	180	160	2	295,29
8024200000	200	185	1	434,20
8024225000	225	208	1	536,80
8024250000	250	225	1	884,65
8024315000	315	upon request - su richiesta		

NEW

ELECTROFUSION 90° ELBOW
GOMITO 90° ELETTROSALDABILE
PE 100 SDR11 - ISO S5 (Gas) PN 16 (H2O)



CODE: 8025	Ø	L	PACK	€
8025020000	20	upon request - su richiesta		27,65
8025025000	25	52	15	27,65
8025032000	32	57	30	28,91
8025040000	40	68	20	31,52
8025050000	50	77	25	38,67
8025063000	63	88	32	42,92
8025075000	75	91	30	61,32
8025090000	90	122	20	63,93
8025110000	110	140	10	89,34
8025125000	125	152	8	126,38
8025140000	140	169	4	198,95
8025160000	160	200	3	220,22
8025180000	180	213	2	295,29
8025200000	200	249	1	434,20
8025225000	225	266	1	536,80
8025250000	250	299	1	938,45
8025315000	315	upon request - su richiesta		

NEW

ELECTROFUSION COUPLER
MANICOTTO ELETTROSALDABILE
PE 100 SDR11 - ISO S5 (Gas) PN 25 (H2O)



CODE: 8028	Ø	L	PACK	€
PN258028020000	20	upon request - su richiesta		17,25
PN258028025000	25	upon request - su richiesta		17,25
PN258028032000	32	89	50	14,02
PN258028040000	40	99	32	14,76
PN258028050000	50	111	24	22,76
PN258028063000	63	127	15	32,04
PN258028075000	75	142	10	47,43
PN258028090000	90	142	8	54,18
PN258028110000	110	152	4	69,81
PN258028125000	125	171	6	96,35
PN258028140000	140	181	4	127,63
PN258028160000	160	181	4	155,17
PN258028180000	180	201	7	178,93
PN258028200000	200	217	6	246,50
PN258028225000	225	231	5	357,85
PN258028250000	250	242	1	467,99
PN258028280000	280	250	1	628,14
PN258028315000	315	261	1	930,94

ELECTROFUSION COUPLER
MANICOTTO ELETTROSALDABILE
PE 100 SDR11 - ISO S5 (Gas) PN 16 (H2O)



CODE: 8028S	Ø	L	PACK	€
8028020000	20	70	100	8,94
8028025000	25	70	100	9,45
8028032000S	32	90	75	10,12
8028040000S	40	95	60	11,81
8028050000S	50	100	45	13,88
8028063000S	63	110	54	14,51
8028075000S	75	113	36	24,28
8028090000S	90	125	20	27,65
8028110000S	110	134	14	30,66
8028125000S	125	145	8	43,80
8028140000S	140	155	16	52,56
8028160000S	160	181	10	62,06
8028180000S	180	190	6	83,21
8028200000S	200	195	4	105,12
8028225000	225	202	60	145,14
8028250000	250	218	36	221,48
8028280000	280	229	28	317,82
8028315000	315	250	24	364,11
8028355000	355	300	12	615,63
8028400000	400	330	6	817,07
8028450000	450	380	4	1303,83
8028500000	500	410	4	1614,12
8028560000	560	430	4	2100,88
8028630000	630	480	2	3835,13

S16

EASY FIT

PLUG & PLAY

SADDLES

PVC

PE100

IRRIGATION

NYLON

COMPLEMENTARY PRODUCTS


EQUIPMENT

ELECTROFUSION COUPLER PN6
MANICOTTO ELETTROSALDABILE PN6
SDR26 PN6 PE100



CODE: 8028	Ø	L	PACK	€
8028355004	355	300	1	374,14
8028400004	400	320	1	434,20
8028450004	450	320	10	608,11
8028500004	500	340	8	698,21
8028560004	560	410	6	967,23
8028630004	630	470	4	1158,66
8028710004	710	490	2	2890,42
8028800004	800	500	2	4598,40

ELECTROFUSION REDUCER
RIDUZIONE ELETTROSALDABILE
PE 100 SDR11- ISO S5 (Gas) PN 16 (H2O)



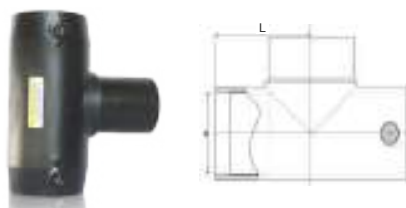
CODE: 8029	Ø x Ø	L	PACK	€
8029025020	25x20	82	30	18,14
8029032020	32x20	90	30	21,40
8029032025	32x25	96	40	21,40
8029040020	40x20	upon request - su richiesta		51,80
8029040025	40x25	upon request - su richiesta		21,89
8029040032	40x32	109	40	23,78
8029050020	50x20	upon request - su richiesta		
8029050025	50x25	upon request - su richiesta		38,67
8029050032	50x32	120	30	26,27
8029050040	50x40	113	27	26,27
8029063025	63X25	upon request - su richiesta	30	49,68
8029063032	63x32	146	30	29,53
8029063040	63x40	138	30	29,53
8029063050	63x50	128	30	29,53
8029075050	75X50	upon request - su richiesta		42,04
8029075063	75x63	144	20	42,04
8029090050	90x50	177	24	45,55
8029090063	90x63	163	40	45,55
8029090075	90X75	upon request - su richiesta	40	45,55
8029110063	110x63	210	18	61,32
8029110075	110X75	upon request - su richiesta	18	61,32
8029110090	110x90	177	18	61,32
8029125063	125X63	upon request - su richiesta	18	99,86
8029125090	125x90	195	18	99,86
8029125110	125x110	205	10	99,86
8029160090	160x90	254	6	131,39
8029160110	160x110	245	6	131,39
8029160125	160x125	245	6	131,39
8029200160	200x160	upon request - su richiesta	4	280,29

ELECTROFUSION COUPLER PN10
MANICOTTO ELETTROSALDABILE PN10
SDR17 PN10 PE100



CODE: 8028	Ø	L	PACK	€
8028225010	225	202	65	132,63
8028250010	250	218	55	201,44
8028280010	280	229	1	267,78
8028315010	315	250	24	320,32
8028355010	355	300	18	503,01
8028400010	400	320	10	624,39
8028450010	450	320	1	1073,58
8028500010	500	340	4	1270,04
8028560010	560	410	4	1489,01
8028630010	630	470	3	2037,06
8028710010	710	490	2	6087,40
8028800010	800	500	1	8583,67

ELECTROFUSION 90° TEE
TEE 90° ELETTROSALDABILE
PE 100 SDR11 - ISO S5 (Gas) PN 16 (H2O)



CODE: 8027	Ø	L	PACK	€
8027020000	20	upon request - su richiesta		27,29
8027025000	25	50	20	27,29
8027032000	32	59	50	27,65
8027040000	40	66	30	32,91
8027050000	50	74	45	38,67
8027063000	63	88	25	44,67
8027075000	75	94	20	68,31
8027090000	90	104	14	75,32
8027110000	110	123	6	104,23
8027125000	125	132	5	146,40
8027140000	140	145	4	242,75
8027160000	160	159	3	254,01
8027180000	180	171	2	376,62
8027200000	200	188	1	543,05
8027225000	225	198	1	683,19
8027250000	250	230	1	1129,88
8027315000	315	upon request - su richiesta		

ELECTROFUSION END CAP
CALOTTA ELETTROSALDABILE
PE 100 SDR11- ISO S5 (Gas) PN 16 (H2O)



Available connecting coupling
 8028 and cap 8023

Disponibile accoppiando manicotti
 8028 e tappo 8023

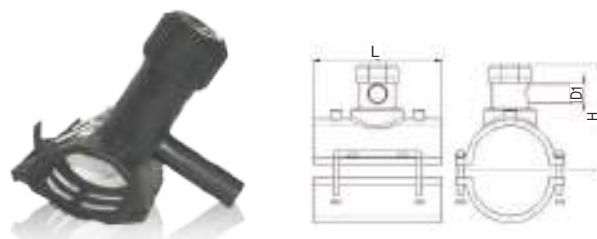
BRANCHING SADDLE - COLLARE DI PRESA
PE 100 SDR11 - ISO S5 (Gas) PN 16 (H2O)



CODE: 8070	Ø	D1	h	PACK	€
8070040032	40	32	103	70	56,81
8070050025	50	25	108	40	56,81
8070050032	50	32	108	40	56,81
8070063032	63	32	114	40	59,19
8070063040	63	40	upon request		59,19
8070063050	63	50	114	40	59,19
8070075032	75	32	120	40	61,18
8070075050	75	50	120	30	61,18
8070075063	75	63	120	25	61,18
8070090032	90	32	137	25	62,57
8070090050	90	50	137	30	62,57
8070090063	90	63	137	30	62,57
8070090090	90	90	upon request		193,95
8070110032	110	32	147	30	66,07
8070110050	110	50	147	30	66,07
8070110063	110	63	147	30	66,07
8070110090	110	90	upon request		208,97
8070125032	125	32	155	30	69,81
8070125050	125	50	155	30	69,81
8070125063	125	63	155	30	69,81
8070125090	125	90	upon request		217,73
8070140032	140	32	162	30	77,33
8070140050	140	50	162	30	77,33
8070140063	140	63	162	30	77,33
8070160032	160	32	172	30	77,33
8070160040	160	40	upon request		77,33
8070160050	160	50	172	30	77,33
8070160063	160	63	172	30	77,33
8070160090	160	90	upon request		237,74
8070160110	160	110	upon request		237,74
8070180032	180	32	182	30	92,22
8070180063	180	63	182	30	109,24
8070180090	180	90	upon request		247,75
8070180110	180	110	upon request		247,75
8070200032	200	32	192	30	93,47
8070200050	200	50	192	30	93,47
8070200063	200	63	192	30	138,88
8070200090	200	90	upon request		267,78
8070200110	200	110	upon request		317,82
8070225032	225	32	205	30	101,99
8070225050	225	50	205	30	101,99
8070225063	225	63	205	30	147,64
8070225090	225	90	upon request		277,79
8070225110	225	110	upon request - su richiesta		
8070250032	250	32	218	30	148,90
8070250050	250	50	218	30	148,90
8070250063	250	63	218	30	148,90
8070250090	250	90	upon request		277,79
8070250110	250	110	upon request - su richiesta		

8070315032	315	32	250	30	192,70
8070315050	315	50	250	30	192,70
8070315063	315	63	250	30	221,48
8070315090	315	90	upon request - su richiesta		
8070315110	315	110	upon request - su richiesta		

TAPPING TEE - COLLARE DI PRESA IN CARICO
PE 100 SDR11 - ISO S5 (Gas) PN 16 (H2O)



CODE: 8070	Ø	D1	h	PACK	€
8075040020	40	20	upon request		80,46
8075040025	40	25	110	50	81,33
8075040032	40	32	110	50	81,33
8075050025	50	25	115	50	82,33
8075050032	50	32	115	50	82,33
8075063020	63	20	upon request		84,34
8075063025	63	25	121	40	84,34
8075063032	63	32	121	40	83,33
8075063063	63	63	upon request		150,15
8075075025	75	25	127	30	87,34
8075075032	75	32	127	30	87,34
8075075040	75	40	upon request		155,17
8075090025	90	25	142	25	90,22
8075090032	90	32	142	25	90,22
8075090063	90	63	254	10	156,41
8075110025	110	25	152	30	94,35
8075110032	110	32	152	30	94,35
8075110040	110	40	upon request		163,92
8075110063	110	63	264	10	163,92
8075125025	125	25	159	30	95,22
8075125032	125	32	159	30	95,22
8075125063	125	63	271	10	171,42
8075140025	140	25	194	30	109,24
8075140032	140	32	194	10	109,24
8075140063	140	63	279	10	172,67
8075160020	160	20	upon request		110,11
8075160025	160	25	187	20	110,11
8075160032	160	32	187	20	110,11
8075160063	160	63	289	6	175,18
8075180025	180	25	197	30	123,13
8075180032	180	32	197	30	123,13
8075180063	180	63	299	6	198,95
8075200020	200	20	upon request		124,01
8075200032	200	32	224	30	124,01
8075200063	200	63	309	6	202,70
8075225032	225	32	244	10	160,17
8075225063	225	63	321	10	217,73
8075250032	250	32	256	10	212,72
8075250063	250	63	334	6	282,79
8075315032	315	32	289	10	302,81
8075315063	315	63	366	10	375,39

S16

EASY FIT

PLUG & PLAY

SADDLES

PVC

PE100

IRRIGATION

NYLON

COMPLEMENTARY PRODUCTS

EQUIPMENT

LONG SPIGOT BALL VALVE PN16
VALVOLA A SFERA CODOLOLUNGO PN16
SDR 11 PN 16 S 5 PE 100



CODE: 8080	Ø	PACK	€
8080025000	25	20	195,78
8080032000	32	20	195,78
8080040000	40	10	202,16
8080050000	50	10	368,14
8080063000	63	6	375,59
8080075000	75	3	430,92
8080090000	90	3	513,91
8080110000	110	2	662,87
8080125000	125	2	921,42
8080160000	160	1	2447,2
8080180000	180	1	2878,12
8080200000	200	1	4176,2
8080225000	225	1	5320



WELDING MACHINES: AVAILABLE UPON REQUEST
MACCHINE PER SALDATURE: DISPONIBILI SU RICHIESTA

ELECTRO FUSION WELDING UNIT SUPREMA
SALDATRICE PER ELETTROFUSIONE SUPREMA



SUPREMA 160



SUPREMA 400



SUPREMA 800

CODE: 8850	Ø	VOLTAGE	POWER	EC	KG	BOX CM	€
8850005	20 - 160	230V 50HZ	2,4KW	60A	10	50 x 21 x 40	5.318,00
8850006	20 - 400	230V 50HZ	3,8KW	95A	18	50 x 21 x 40	7.820,00
8850007	20 - 800	230V 50HZ	4,8KW	120A	24	57 x 47 x 25	9.436,00

BUTT WELDING MACHINES: AVAILABLE ON REQUEST
SALDATRICI TESTA A TESTA: DISPONIBILI SU RICHIESTA



CODE: 8810	Ø	VOLTAGE	POWER	EC	KG	BOX CM	€
8810125	40 - 125	230V 50HZ	2,0KW	8,5A	78	84 x 64 x 84	21.182,11
8810160	50 - 160	230V 50HZ	2,4KW	10,4A	160	99 x 94 x 75	25.296,60
8810200	63 - 200	230V 50HZ	2,8KW	12,3A	180	99 x 94 x 75	28.113,01
8810250	75 - 250	230V 50HZ	3,7KW	16,0A	233	100 x 104 x 77	30.044,17
8810315	90 - 315	230V 50HZ	5,2KW	22,3A	316	114 x 127 x 86	35.990,86
8810355	110 - 355	230V 50HZ	5,2KW	22,3A	360	121 x 127 x 86	42.179,09
8810500	200 - 500	230V 50HZ	7,7KW	33,4A	632	150 x 162 x 128	63.714,45
8810630	315 - 630	400V 50HZ	11,2KW	17,0A	854	178 x 157 x 132	96.722,92

PE 100 Electro - Fusion Fittings Installation and welding

Installazione e saldatura Raccordi in PE 100 Elettrosaldabili

suprem fittings

1. Verify the external diameter, thickness and ovalization of the pipe according to relevant pipe standards. Prepare the elements to be welded in order to make the ends smooth and orthogonal to their own axe. Mark the inserting depth on the pipe (equal to 1/2 of fitting length). Eliminate the dirt and the oxidation on the welding zone scraping with a suitable tool (*, **) the the whole circumference of the pipe, checking that the scraped part is more than the insertion depth (>10mm)

1. Verificare che il diametro esterno, lo spessore e l'ovalizzazione del tubo siano in accordo con gli standard vigenti. Predisporre gli elementi da saldare in modo tale che le estremità siano piane ed ortogonali al proprio asse. Marcare la profondità di inserimento sul tubo. Eliminare la sporcizia e l'ossidazione nella zona da saldare raschiando con apposito strumento (*, **) tutta la circonferenza del tubo, verificando che il tratto raschiato sia maggiore della profondità di inserimento (>10mm)



*suitable tool for small pipes
**strumento per tubi diametri piccoli

**suitable tool for medium and big pipes
**strumento per tubi diametri medio/grandi

2. Clean the external surface of the pieces to be welded and the internal surface of the electrofusion fitting using clean and not frayed cloths drenched with specific clearing liquid agent, wait for the surfaces became dry. Insert the pipe till the stop of the EF fitting.

2. Pulire la superficie esterna degli elementi da saldare e quella interna del raccordo elettrosaldabile utilizzando stracci puliti senza sfilacci, imbevuti di specifico liquido detergente; attendere che le superfici siano ben asciutte. Inserire il tubo fino all'arresto del raccordo elettrosaldabile.

3. Avoid every kind of movements in the welding zone during the fusion and the cooling with the aid of a specific die sets.

3. Evitare ogni tipo di sollecitazione nella zona di saldatura durante la fusione ed il raffreddamento mediante l'ausilio di specifico allineatore.

4. Connect the clamps of the feeding cables to the fitting using the adaptor pins. Please always check the welding parameters. The electrical data required for welding are automatically introduced in the welding apparatus trough the optical bar code. They can also manually entered (voltage and welding time are indicated in the barcode itself). Before starting the welding, verify that the welder's connectors are correctly drafted on the fitting connectors. After fusion: Check that fusion Indicators have got up on fitting, meaning that a correct welding has been done, then remove the cables. Wait for cooling time indicated on fitting label.

4. Connettere i morsetti dei cavi di alimentazione con il raccordo utilizzando gli appositi adattatori. Verificare sempre i parametri di saldatura. I dati elettrici necessari per la giunzione vengono introdotti automaticamente nell'apparato di saldatura mediante il lettore ottico dei codici a barre. E' inoltre possibile inserire manualmente i dati di saldatura (tensione elettrica e durata di saldatura contenuti nel codice a barre). Prima di avviare la saldatura, verificare che i connettori della saldatrice siano correttamente innestati sui piolini del raccordo. Dopo la saldatura verificare che gli indicatori di fusione si siano sollevati- a significare la corretta avvenuta fusione- quindi rimuovere i connettori ed aspettare il tempo di raffreddamento indicato sull'etichetta prima di utilizzare l'impianto.



2.



2.



2.



3.



4.

S16

EASY FIT

PLUG & PLAY

SADDLES

PVC

PE100

IRRIGATION

NYLON

COMPLEMENTARY PRODUCTS

EQUIPMENT

Flanges and Transition Fittings Flange e raccordi di transizione

NEW



STEEL FLANGE PN16/PN10
FLANGIA LIBERA ACCIAIO
PN16/PN10

Cod. 8034



PP COATED STEEL FLANGE FOR
STUB END PN16/10
FLANGIA LIBERA IN ACCIAIO
RIVESTITO IN PP PN16/10

Cod. 8038



CODE: 8034	Ø	DN	BOLT	i	PN	PACK	€
803416025	25	20	4	75	16	1	19,02
803416032	32	25	4	85	16	1	19,76
803416040	40	32	4	100	16	1	25,54
803416050	50	40	4	110	16	1	27,65
803416063	63	50	4	125	16	1	32,79
803416075	75	65	4	145	16	1	38,41
803416090	90	80	8	160	16	1	43,18
803416110	110	100	8	180	16	1	48,68
803416125	125	100	8	180	16	1	48,68
803416140	140	125	8	210	16	1	64,07
803416160	160	150	8	240	16	1	77,07
803416180	180	150	8	240	16	1	77,07
803416200	200	200	12	295	16	1	125,13
803416225	225	200	12	295	16	1	125,13
803416250	250	250	12	355	16	1	167,67
803416280	280	250	12	355	16	1	167,67
803416315	315	300	12	410	16	1	240,24
803410200	200	200	8	295	10	1	114,62
803410225	225	200	8	295	10	1	114,62
803410250	250	250	12	350	10	1	152,65
803410280	280	250	12	350	10	1	152,65
803410315	315	300	12	400	10	1	192,70

CODE: 8034	Ø	DN	BOLT	i	PN	PACK	€
803816025	25	20	4	-	16	1	39,11
803816032	32	25	4	-	16	1	47,28
803816040	40	32	4	100	16	1	53,42
803816050	50	40	4	110	16	1	66,89
803816063	63	50	4	125	16	1	70,49
803816075	75	65	4	145	16	1	95,40
803816090	90	80	8	160	16	1	90,31
803816110	110	100	8	180	16	1	96,25
803816125	125	100	8	180	16	1	97,41
803816140	140	125	8	210	16	1	118,72
803816160	160	150	8	240	16	1	182,32
803816180	180	150	8	240	16	1	182,32
803816200	200	200	8	295	16	1	249,10
803816225	225	200	8	295	16	1	249,10
803816250	250	250	12	355	16	1	356,16
803816280	280	250	12	355	16	1	356,16
803816315	315	300	12	410	16	1	518,34
803810200	200	200	12	295	10	1	228,96
803810225	225	200	12	295	10	1	228,96
803810250	250	250	12	350	10	1	320,12
803810280	280	250	12	350	10	1	325,42
803810315	315	300	12	400	10	1	450,50



STEEL BLIND FLANGE PN16/PN10
FLANGIA CIECA ACCIAIO
PN16/PN10

Cod. 8035

CODE 8035	Ø	Box	€
803516020	25	1	33,41
803516025	32	1	38,17
803516032	40	1	49,06
803516040	50	1	56,31
803516050	63	1	65,07
803516065	75	1	80,58
803516080	90	1	99,60

CODE 8035	Ø	Box	€
803516100	110/125	1	122,00
803516125	140	1	177,68
803516150	160/180	1	228,98
803516200	200/225	1	355,36
803516250	250/280	1	550,56
803516300	315	1	775,78



**RUBBER GASKET
GUARNIZIONE PIANA**

CODE: 8037	Ø	DN	PN	PACK	€
803716020	25	20	16	100	0,93
803716025	32	25	16	100	1,06
803716032	40	32	16	100	1,65
803716040	50	40	16	1	1,83
803716050	63	50	16	1	2,63
803716065	75	65	16	1	4,13
803716080	90	80	16	1	4,75
803716100	110/125	100	16	1	5,93
803716125	140	125	16	1	6,80
803716150	160/180	150	16	1	8,95
803716200	200/225	200	16	1	12,76
803716250	250/280	250	16	1	16,15
803716300	315	300	16	1	17,77

**PE/BRASS TRANSITION FITTING
FEMMALE THREADED
RACCORDO DI TRANSIZIONE
PE/OTTONE FIL. FEMMINA
PE 100 SDR11 - ISO S5 (Gas) PN 16 (H2O)**



CODE: 8039	Ø x D''	L	PACK	€
80391602500C	25x3/4"	95	100	33,27
80391603200D	32x1"	108	50	41,42
80391604000E	40x1" 1/4	122	36	57,56
80391605000F	50x1" 1/2	125	27	66,32
80391606300G	63x2"	143	10	91,34
80391607500I	75x2" 1/2	162	8	152,65
80391609000L	90x3"	178	5	193,95
80391611000M	110x4"	203	3	325,33

**INSULATING JOINT MALE/FEMALE THREADED
GIUNTO DIELETTRICO FILETTATO M/F**



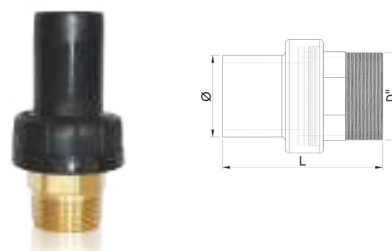
CODE: 8064	D''	L	PACK	€
806400000C	3/4"	112	20	72,32
806400000D	1"	127	20	82,58
806400000E	1" 1/4	147	20	107,60
806400000F	1" 1/2	156	20	126,38
806400000G	2"	158	20	165,18
806400000I	2" 1/2	180	20	400,41
806400000L	3"	200	20	550,56

**BOLTS & NUTS KIT FOR FLANGE
KIT BULLONI PER FLANGIA**



CODE: 8138	DN	PN	MXL	BOLT	€
81381607004	50	16	M16X70	4	19,14
81381607008	65	16	M16X70	4	38,28
81381608008	80	16	M16X80	8	43,04
81381609008	100/125	16	M16X90	8	46,68
81382010008	150	16	M20X100	8	98,97
81382010008	200	10	M20x100	8	98,97
81382010012	250	10	M20X100	12	146,40
81382011012	300	10	M20X110	12	163,90
81382212012	250/300	16	M22X120	12	221,48

**PE/BRASS TRANSITION FITTING
MALE THREADED
RACCORDO DI TRANSIZIONE
PE/OTTONE FIL. MASCHIO
PE 100 SDR11 - ISO S5 (Gas) PN 16 (H2O)**



CODE: 8040	Ø x D''	L	PACK	€
80401602500C	25x3/4"	81	80	37,66
80401603200D	32x1"	91	50	48,43
80401604000E	40x1" 1/4	100	27	68,82
80401605000F	50x1" 1/2	103	27	88,34
80401606300G	63x2"	121	10	108,23
80401607500I	75x2" 1/2	136	8	216,47
80401609000L	90x3"	149	5	262,77
80401611000M	110x4"	166	5	451,70

**PE/COPPER TRANSITION FITTING
RACCORDO DI TRANSIZIONE PE/RAME DRITTO**



CODE: 8065	Ø x Ø	L	PACK	€
806505032018	32x18	40	15	97,60
806505032022	32x22	40	15	97,60
806505032028	32x28	45	15	137,63
806505040028	40x28	45	15	140,14

S16

EASY FIT

PLUG & PLAY

SADDLES

PVC

PE100

IRRIGATION

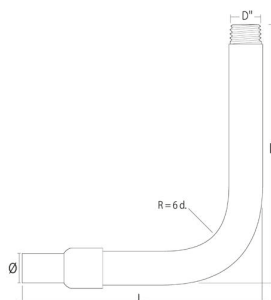
NYLON

COMPLEMENTARY PRODUCTS

EQUIPMENT

PE/ STEEL MALE THREADED CURVED TRANSITION FITTING
RACCORDO PE/ACCIAIO CURVO FIL. MASCHIO
 PE 100 SDR11 - ISO S5 (Gas) PN 16 (H2O)

CODE: 8055	Ø x D"	H	L	PACK	€
80551602500C	25x3/4"	800	450	100	105,12
80551603200D	32x1"	800	460	100	123,88
80551604000E	40x1" 1/4	800	510	100	146,40
80551605000F	50x1" 1/2	800	600	80	178,93
80551606300G	63x2"	800	680	50	254,01



PLAIN END PE CURVED STEEL TRANSITION FITTING
RACCORDO PE/ACCIAIO CURVO A SALDARE
 PE 100 SDR11 ISO S5 (Gas) PN 16 (H2O)

Available on request - disponibile su richiesta

CODE: 8060	Ø x D"	H	L	PACK	€
80601602500C	25x3/4"	800	450	100	118,94
80601603200D	32x1"	800	460	100	123,88
80601604000E	40x1" 1/4	800	510	100	146,40
80601605000F	50x1" 1/2	800	600	80	181,65
80601606300G	63x2"	800	680	50	287,53



PLAIN END PE STEEL TRANSITION FITTING
RACCORDO PE/ACCIAIO DRITTO A SALDARE
 PE 100 SDR11 - ISO S5 (Gas) PN 16 (H2O)



PE /STEEL MALE THREADED TRANSITION FITTING
RACCORDO PE/ ACCIAIO DRITTO FIL. MASCHIO
 PE 100 SDR11 - ISO S5 (Gas) PN 16 (H2O)



CODE: 8045	Ø x D"	L	PACK	€
80451602500C	25x3/4"	432	25	57,17
80451603200D	32x1"	440	20	63,81
80451604000E	40x1" 1/4	445	12	72,58
80451605000F	50x1" 1/2	470	9	82,20
80451606300G	63x2"	480	6	110,11
80451607500I	75x2" 1/2	522	4	193,95
80451609000L	90x3"	540	2	232,73
80451611000M	110x4"	575	5	345,35

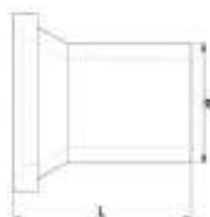
CODE: 8050	Ø x D"	L	PACK	€
80501602500C	25x3/4"	432	30	57,17
80501603200D	32x1"	440	20	63,81
80501604000E	40x1" 1/4	445	12	72,58
80501605000F	50x1" 1/2	470	9	82,20
80501606300G	63x2"	480	6	110,11
80501607500I	75x2" 1/2	522	4	193,95
80501609000L	90x3"	540	1	232,73
80501611000M	110x4"	575	1	345,35
80501612500M	125x4"	600	1	361,62
80501614000N	140x5"	615	1	531,79
80501616000P	160x6"	635	1	780,80
80501618000P	180x6"	650	1	798,30
80501620000Q	200x8"	650	1	1059,83
80501622500Q	225x8"	625	1	1088,60

PE 100 Butt Fusion Fittings - Raccordi in PE 100 testa/testa



LONG SPIGOT STUB END
CARTELLA PER FLANGIA CODOLO LUNGO
 PE 100 SDR17 - ISO S8 (Gas) PN 10 (H2O)

CODE: 8022	Ø	L	PACK	€
802210063	63	upon request		17,15
802210075	75	upon request		17,15
802210090	90	120	8	22,65
802210110	110	134	6	29,53
802210125	125	139	5	32,91
802210140	140	149	3	43,04
802210160	160	153	3	51,68
802210180	180	159	3	84,46
802210200	200	184	2	100,60
802210225	225	176	2	107,87
802210250	250	196	2	163,92
802210280	280	196	1	238,99
802210315	315	216	1	269,02
802210355	355	235	1	498,00
802210400	400	258	1	1016,03



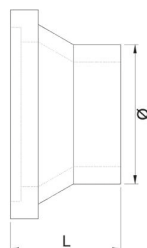
LONG SPIGOT STUB END
CARTELLA PER FLANGIA CODOLO LUNGO
 PE 100 SDR11 - ISO S5 (Gas) PN 16 (H2O)

CODE: 8022	Ø	L	PACK	€
802216025	25	69	70	11,71
802216032	32	80	50	11,71
802216040	40	84	30	12,89
802216050	50	85	100	14,02
802216063	63	99	60	15,27
802216075	75	111	40	18,77
802216090	90	121	30	24,52
802216110	110	135	24	35,16
802216125	125	147	20	40,04
802216140	140	156	12	44,55
802216160	160	160	12	57,44
802216180	180	169	9	91,47
802216200	200	192	4	106,73
802216225	225	183	4	114,99
802216250	250	205	2	176,42
802216280	280	206	1	257,75
802216315	315	226	1	302,81
802216355	355	245	1	619,37
802216400	400	270	1	1098,62



SHORT SPIGOT STUB END
CARTELLA PER FLANGIA CODOLO CORTO
 SDR 26 PN 6 PE 100

CODE: 8012	Ø	L	PACK	€
-	-	-	-	-
-	-	-	-	-
-	-	-	-	-
-	-	-	-	-
-	-	-	-	-
801206560	560	151	13	784,17
801206630	630	158	13	821,41
801206710	710	130	10	1.212,96
801206800	800	130	8	1.763,05
801206900	900	120	7	2.173,75
8012061000	1000	155	7	2.653,62
8012061200	1200	165	7	4.446,46




SHORT SPIGOT STUB END
CARTELLA PER FLANGIA CODOLO CORTO
 SDR 17 PN 10 PE 100

CODE: 8012	Ø	L	PACK	€
801210315	315	125	54	176,62
801210355	355	125	48	286,22
801210400	400	132	30	474,54
801210450	450	142	18	751,18
801210500	500	145	20	778,85
801210560	560	151	11	1.085,28
801210630	630	158	13	1.236,37
801210710	710	130	10	1.611,96
801210800	800	130	8	2.251,42
801210900	900	120	7	3.055,81
8012101000	1000	155	7	4.696,50



END CAP
CALOTTA CODOLO LUNGO
PE 100 SDR17 - ISO S8 (Gas) PN 10 (H2O)

CODE: 8023	Ø	L	PACK	€
802310063	63	upon request		17,90
802310075	75	upon request		20,64
802310090	90	93	24	25,40
802310110	110	106	12	37,92
802310125	125	97	5	42,66
802310140	140	120	5	69,44
802310160	160	130	8	71,09
802310180	180	120	2	85,71
802310200	200	152	4	138,88
802310225	225	143	1	173,93
802310250	250	154	1	187,69
802310280	280	117	2	238,99
802310315	315	200	1	426,68



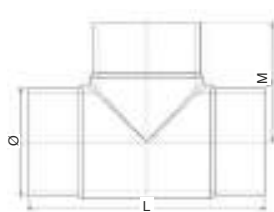
END CAP
CALOTTA CODOLO LUNGO
PE 100 SDR11 - ISO S5 (Gas) PN 16 (H2O)

CODE: 8023	Ø	L	PACK	€
802316025	25	54	250	9,07
802316032	32	60	150	11,96
802316040	40	66	100	14,02
802316050	50	74	130	16,64
802316063	63	82	76	19,14
802316075	75	90	48	22,40
802316090	90	93	32	27,39
802316110	110	106	45	41,29
802316125	125	97	36	46,55
802316140	140	120	33	75,32
802316160	160	130	14	77,33
802316180	180	120	12	92,85
802316200	200	152	7	151,40
802316225	225	141	6	187,69
802316250	250	154	6	203,95
802316280	280	117	1	260,25
802316315	315	200	1	464,22



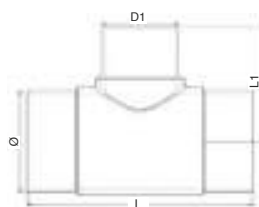
90° LONG SPIGOT TEE
TEE 90° CODOLO LUNGO
PE 100 SDR17 - ISO S8 (Gas) PN 10 (H2O)

CODE: 8018	Ø	L	PACK	€
801810063	63	upon request		22,03
801810075	75	upon request		29,78
801810090	90	303	4	46,92
801810110	110	338	1	70,20
801810125	125	355	10	106,23
801810140	140	288	1	155,17
801810160	160	423	1	195,20
801810180	180	450	1	264,01
801810200	200	500	1	335,34
801810225	225	538	1	456,71
801810250	250	597	1	671,93
801810280	280	653	1	1186,20
801810315	315	703	1	1214,98



TEE 90° CODOLO LUNGO
90° LONG SPIGOT TEE
PE 100 SDR11 - ISO S5 (Gas) PN 16 (H2O)

CODE: 8018	Ø	L	PACK	€
801816025	25	139	30	11,43
801816032	32	147	30	12,89
801816040	40	171	44	15,27
801816050	50	179	30	17,15
801816063	63	229	44	23,03
801816075	75	257	28	31,66
801816090	90	303	16	50,18
801816110	110	338	7	73,83
801816125	125	355	5	112,36
801816140	140	388	4	162,67
801816160	160	423	2	207,70
801816180	180	450	2	279,03
801816200	200	500	1	359,11
801816225	225	538	1	482,99
801816250	250	597	1	719,47
801816280	280	653	1	1255,02
801816315	315	703	1	1287,55



90° LONG SPIGOT REDUCED TEE - TEE 90° RIDOTTO CODOLO LUNGO
PE 100 SDR11 - ISO S5 (Gas) PN 16 (H2O)

CODE: 8019	Ø x Ø	L	PACK	€
801916063032	63x32	upon request		38,79
801916063050	63x50	upon request		38,79
801916075050	75x50	upon request		46,29
801916075063	75x63	upon request		49,42
801916090050	90X50	305	20	58,19
801916090063	90X63	305	6	58,19
801916110050	110X50	337	7	86,09
801916110063	110X63	337	3	86,09
801916110090	110X90	337	20	86,09
801916125063	125X63	356	1	130,14
801916125090	125X90	356	1	130,14
801916125110	125X110	upon request		150,15
801916140063	140X63	356	1	190,20
801916140090	140X90	390	1	190,20
801916160063	160X63	390	1	240,24
801916160090	160X90	424	2	240,24
801916160110	160X110	424	1	240,24
801916160125	160X125	424	1	223,99
801916180063	180X63	424	2	322,82
801916180090	180X90	450	3	322,82

CODE: 8019	Ø x Ø	L	PACK	€
801916180110	180X110	upon request		322,82
801916180125	180X125	450	2	322,82
801916180160	180X160	upon request		362,86
801916200063	200X63	450	1	446,70
801916200090	200X90	500	1	477,99
801916200110	200X110	500	1	477,99
801916200160	200X160	500	1	477,99
801916225090	225X90	500	1	574,34
801916225125	225X125	538	1	574,34
801916225160	225X160	538	1	574,34
801916225180	225X180	538	1	574,34
801916250110	250X110	598	1	938,45
801916250160	250X160	598	1	938,45
801916250180	250X180	upon request		938,45
801916315090	315X90	upon request		1494,01
801916315110	315X110	700	1	1494,01
801916315160	315X160	700	1	1494,01
801916315180	315X180	700	1	1467,73
801916315200	315X200	700	1	1494,01
801916315225	315X225	700	1	1494,01

S16

EASY FIT

PLUG & PLAY

SADDLES

PVC

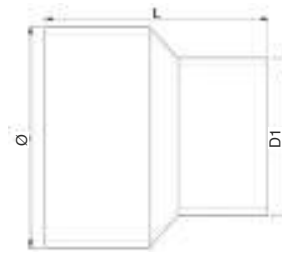
PE100

IRRIGATION

NYLON

COMPLEMENTARY PRODUCTS

EQUIPMENT



LONG SPIGOT REDUCER
RIDUZIONE CODOLO LUNGO
PE 100 SDR17 - ISO S8 (Gas) PN 10 (H2O)

CODE: 8020	Ø x Ø	L	PACK	€
802010075050	75x50	upon request - su richiesta		
802010075063	75x63	upon request		
802010090063	90x63	168	15	19,65
802010090075	90x75	168	15	20,28
802010110050	110x50	180	45	29,02
802010110063	110x63	183	12	29,02
802010110075	110x75	182	12	29,02
802010110090	110x90	194	10	29,02
802010125063	125x63	190	6	41,29
802010125075	125x75	180	7	41,29
802010125090	125x90	185	7	41,29
802010125110	125x110	188	4	41,29
802010140090	140x90	205	4	64,19
802010140110	140x110	205	4	64,19
802010140125	140x125	197	4	64,19
802010160090	160x90	226	4	77,70
802010160110	160x110	224	4	77,70
802010160125	160x125	217	4	77,70
802010160140	160x140	214	4	77,70
802010180125	180x125	236	6	89,59
802010180140	180x140	216	12	89,59
802010180160	180x160	216	6	89,59
802010200140	200x140	240	6	117,36
802010200160	200x160	234	2	117,36
802010200180	200x180	278	2	117,36
802010225160	225x160	262	2	158,92
802010225180	225x180	269	2	158,92
802010225200	225x200	258	2	158,92
802010250160	250x160	upon request		
802010250180	250x180	293	1	213,97
802010250200	250x200	273	1	207,70
802010250225	250x225	upon request		
802010315200	315x200	upon request		
802010315225	315x225	327	1	319,07
802010315250	315x250	342	1	319,07

LONG SPIGOT REDUCER
RIDUZIONE CODOLO LUNGO
PE 100 SDR11 - ISO S5 (Gas) PN 16 (H2O)

CODE: 8020	Ø x Ø	L	PACK	€
802016032025	32x25	91	100	12,64
802016040025	40x25	100	70	12,64
802016040032	40x32	112	60	12,64
802016050025	50x25	113	130	12,64
802016050032	50x32	116	80	12,64
802016050040	50x40	111	80	12,64
802016063032	63x32	134	72	14,40
802016063040	63x40	131	64	14,40
802016063050	63x50	128	50	14,40
802016075040	75x40	142	48	17,64
802016075050	75x50	143	48	17,64
802016075063	75x63	147	30	17,64
802016090050	90x50	158	60	23,52
802016090063	90x63	168	60	23,52
802016090075	90x75	168	42	23,52
802016110050	110x50	177	45	31,28
802016110063	110x63	183	45	31,28
802016110075	110x75	182	45	31,28
802016110090	110x90	194	30	31,28
802016125063	125x63	191	26	44,16
802016125075	125x75	190	26	44,16
802016125090	125x90	189	26	44,16
802016125110	125x110	188	24	44,16
802016140090	140x90	205	24	68,31
802016140110	140x110	205	24	68,31
802016140125	140x125	197	18	68,31
802016160090	160x90	226	16	82,85
802016160110	160x110	224	16	82,85
802016160125	160x125	217	16	82,85
802016160140	160x140	214	8	82,85
802016180125	180x125	236	6	95,35
802016180140	180x140	216	12	95,35
802016180160	180x160	216	6	95,35
802016200140	200x140	240	6	125,13
802016200160	200x160	234	6	125,13
802016200180	200x180	278	4	125,13
802016225125	225x125	upon request		
802016225160	225x160	262	4	171,42
802016225180	225x180	269	4	171,42
802016225200	225x200	258	4	171,42
802016250160	250x160	upon request		
802016250180	250x180	293	1	242,75
802016250200	250x200	273	1	242,75
802016250225	250x225	upon request		
802016280250	280x250	upon request		
802016315200	315x200	upon request		
802016315225	315x225	327	1	399,16
802016315250	315x250	342	1	399,16

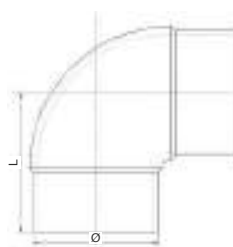


45° LONG SPIGOT ELBOW
GOMITO 45° CODOLO LUNGO
 PE 100 SDR17 - ISO S8 (Gas) PN 10 (H2O)

CODE: 8016	Ø	L	PACK	€
801610063	63	upon request		19,02
801610075	75	upon request		25,02
801610090	90	109	6	31,42
801610110	110	127	3	60,94
801610125	125	159	3	88,10
801610140	140	165	2	111,37
801610160	160	175	1	130,14
801610180	180	173	2	153,90
801610200	200	180	2	208,97
801610225	225	193	1	269,02
801610250	250	206	3	372,88
801610280	280	246	3	783,28
801610315	315	285	1	812,07

45° LONG SPIGOT ELBOW
GOMITO 45° CODOLO LUNGO
 PE 100 SDR11 - ISO S5 (Gas) PN 16 (H2O)

CODE: 8016	Ø	L	PACK	€
801616032	32	70	35	14,40
801616040	40	78	70	10,52
801616050	50	84	15	13,77
801616063	63	90	62	20,90
801616075	75	100	60	27,15
801616090	90	109	22	34,41
801616110	110	127	12	67,20
801616125	125	159	7	97,10
801616140	140	165	8	122,76
801616160	160	175	6	142,64
801616180	180	173	3	167,67
801616200	200	180	2	230,23
801616225	225	193	1	295,29
801616250	250	206	1	410,41
801616280	280	246	1	860,86
801616315	315	285	1	889,64



90° LONG SPIGOT ELBOW
GOMITO 90° CODOLO LUNGO
 PE 100 SDR17 - ISO S8 (Gas) PN 10 (H2O)

CODE: 8017	Ø	L	PACK	€
801710063	63	upon request		19,76
801710075	75	upon request		26,03
801710090	90	154	8	33,27
801710110	110	153	3	62,69
801710125	125	172	2	88,83
801710140	140	182	2	122,37
801710160	160	225	1	133,89
801710180	180	228	5	162,67
801710200	200	246	3	227,73
801710225	225	282	2	306,56
801710250	250	320	2	435,44
801710280	280	348	2	925,93
801710315	315	358	1	954,71

90° LONG SPIGOT ELBOW
GOMITO 90° CODOLO LUNGO
 PE 100 SDR11 - ISO S5 (Gas) PN 16 (H2O)

CODE: 8017	Ø	L	PACK	€
801716025	25	67	100	9,35
801716032	32	72	60	10,25
801716040	40	85	60	11,04
801716050	50	88	46	15,27
801716063	63	108	70	20,39
801716075	75	127	32	28,16
801716090	90	154	24	35,16
801716110	110	153	15	66,82
801716125	125	172	8	94,71
801716140	140	182	6	130,14
801716160	160	215	5	142,64
801716180	180	228	4	203,95
801716200	200	246	2	267,78
801716225	225	282	1	325,33
801716250	250	320	1	496,76
801716280	280	348	1	989,74
801716315	315	358	1	1018,53

S16

EASY FIT

PLUG & PLAY

SADDLES

PVC

PE100

IRRIGATION

NYLON

COMPLEMENTARY PRODUCTS

EQUIPMENT



MULTIDIAMETER CONNECTORS 4,0 - 4,7
COPPIA CONNETTORI 4,0 - 4,7

Code	Ø	€
8851004	4,7 + 4,0	247,00



COPPIA DI ADATTATORI PERSUPREMA
ADAPTORS FOR SUPREMA WELDING UNIT

Code	Ø x Ø	€
8851002	4,7 M x 4,0 F	106,00
8851003	4,0 M x 4,7 F	106,00



MANUAL SCRAPER
RASCHIETTO MANUALE

Code	dim.	Kg	€
8800000	23 x 5 x 2 cm	0,2	55,10



REVOLVING SCRAPER
RASCHIATORE
TANGENZIALE

Code	Ø	dim.	Kg	€
8821063225	63 - 225	42 x 24 x 12	3	2.705,00
8821075315	75 - 315	45 x 25 x 11	3,9	3.581,00
8821225500	225 - 500	57 x 38 x 18	7	4.533,00



PE PIPE DETERGENT
DETERGENTE PER TUBI PE

Code	Kg	€
8805000	0,9	60,30

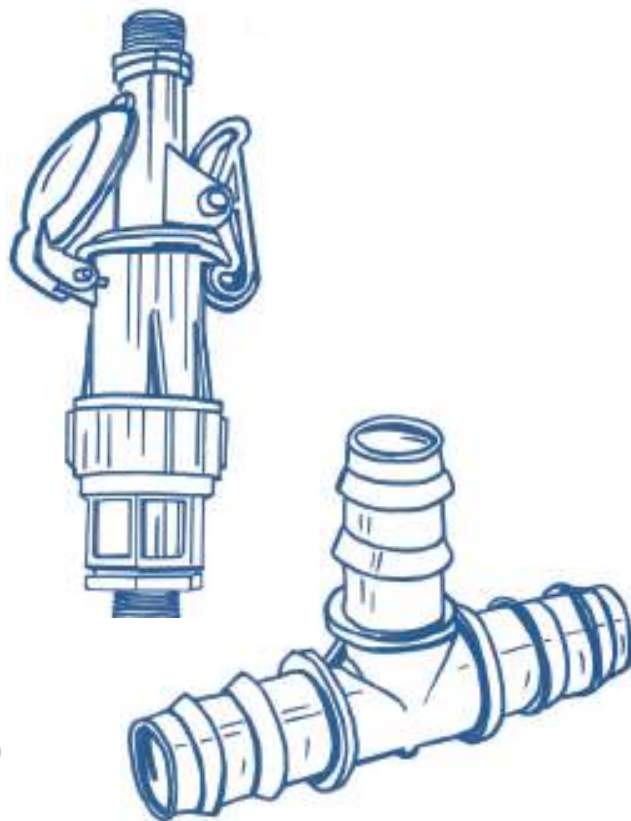


ALIGNER WITH BELTS
ALLINEATORE A CINGHIA

Code	Ø	dim.	Kg	€
8859032125	32 - 125	98 x 52 x 14	9,2	2.360,00
8859090315	90 - 315	137 x 65 x 20	19,2	4.977,00
8859125500	125 - 500	130 x 70 x 50	21	5.694,00

Irrigation

Irrigazione



✓ NOTE:
FOR ALL ITEMS OF IRRIGATION
SECTION, PURCHASE MINIMUM
QUANTITY = 1 BAG OR MULTIPLE
BAGS

✓ NOTA:
PER TUTTI GLI ARTICOLI DELLA
SEZIONE IRRIGAZIONE, UNITA' MI-
NIMA DI ACQUISTO = 1 SACCHETTO
O MULTIPLI DI SACCHETTO



suprem  fittings



VALVES FOR MICRO-IRRIGATION VALVOLE PER MICRO IRRIGAZIONE



FEMALE MINIVALVE WITH TAPE OFF-TAKES - MINIVALVOLA F/F ATTACCO TAPE 6 BAR

Code	D x D"	Pack	€
9161010D	16 x 3/4"	500 G	2,42
9161020D	22 x 1"	500 G	4,52



MINIVALVE THREADED/BARDED - MINIVALVOLA F/F PORTAGOMMA 6 BAR

Code	D x D"	Pack	€
916100C16	16 x 3/4"	500 G	2,03
916100C20	20 x 3/4"	500 G	2,03
91610D025	25 x 1"	250 G	3,69
91610D032	32 x 1"	250 G	3,69



MINIVALVE FEMALE/MALE THREADED - MINIVALVOLA F/F X F/M 6 BAR

Code	D x D"	Pack	€
9161FMCC	3/4" x 3/4"	500 G	2,03
9161MEOD	1" x 1"	250 G	3,69



OFF TAKE FOR VALVE - INNESTO F/M PER VALVOLA

Code	D x D"	Ø	Pack	€
916300000C	3/4"	14	1000 G	0,47
916300000D	1"	19	1000 G	0,83



PRESSURE REDUCER - RIDUTTORE DI PRESSIONE

Code	D"	Bar out	Pack	€
914000000C	3/4"	1,0	500 P	8,55



DOUBLE EFFECT AIR VALVE - SFIATO D'ARIA A DOPPIO EFFETTO

Code	Type	D"	Pack	€
919900000D	A	1"	60 G - 10 P	49,05
919900100D	B	1"	24	75,97
919900100G	C	2"	12	133,00



BARBED MINIVALVE - VALVOLINA P.GOMMA

Code	Ø x Ø	Bag	Box	€
02210016000	16 X 16	50	500	1,31
02210020000	20 X 20	50	500	1,31
02310025000	25 X 25	50	200	3,70
02410032000	32 X 32	10	80	5,01



BARBED OFF TAKE X MALE THREAD MINIVALVE VALVOLINA P.GOMMA FIL. MAS

Code	Ø x Ø	Bag	Box	€
0222001600B	16 X 1/2"	50	500	1,35
0222001600C	16 X 3/4"	50	450	1,42
0222002000B	20 X 1/2"	50	500	1,41
0222002000C	20 X 3/4"	50	400	1,50
0232002500C	25 X 3/4"	50	200	3,70
0242003200D	32 X 1"	20	80	5,04



**BARBED OFF TAKE X SWIVEL NUT FEMALE THREAD VALVE
VALVOLA PORTAGOMMA-GHIERA LIBERA F/F**

Code	Ø x Ø	Bag	Box	€
0246003200D	32 X 1"	10	80	6,47



**MALE THREADED OFF TAKE VALVE
VALVOLINA ATTACCHI FIL.MASCHIO**

Code	Ø x Ø	Bag	Box	€
0222500B00B	1/2" X 1/2"	50	450	1,41
0222500C00C	3/4" X 3/4"	50	350	1,49
0242500D00D	1" X 1"	20	80	5,13



**VALVE WITH MALE THREADED X FEMALE SWIVEL NUT OFFTAKE
VALVOLINA CON ATTACCHI FIL. M-F CON GHIERA LIBERA**

Code	Ø x Ø	Bag	Box	€
0222600B00B	1/2" X 1/2"	50	450	2,94
0222600B00C	1/2" X 3/4"	50	350	3,18
0242600D00D	1" X 1"	20	80	6,11



**SWIVEL NUT FEMALE THREADED VALVE F/F
VALVOLA ATTACCHI GHIERA LIBERA F/F**

Code	Ø x Ø	Bag	Box	€
0243000D00D	1" X 1"	20	60	8,02



**COMPRESSION X MALE THREADED VALVE
VALVOLA COMPRESSIONE X F/M**

Code	Ø x Ø	Bag	Box	€
0237002000B	20 X 1/2"	10	120	5
0237002000C	20 X 3/4"	10	120	5,12
0237002500C	25 X 3/4"	10	100	5,41
0247002500D	25 X 1"	10	60	6,97
0247003200D	32 X 1"	10	50	8,27



**COMPRESSION X SWIVEL NUT FEMALE THREADED VALVE
VALVOLA COMPRESSIONE - GHIERA LIBERA F/F**

Code	Ø x Ø	Bag	Box	€
0246502500D	25 X 1"	10	60	10,12
0246503200D	32 X 1"	10	50	10,91



COMPRESSION OFF TAKE VALVE - VALVOLA COMPRESSIONE

Code	Ø x Ø	Bag	Box	€
02375020020	20 X 20	10	80	10,64
02475025025	25 X 25	10	60	12,23
02475032032	32 X 32	10	40	13,14



**BARBED OFF TAKE WITH GASKET FOR PE PIPE VALVE
VALVOLINA P.GOMMA INN. CON GOMMINO PER TUBO PE**

Code	Ø x Ø	Bag	Box	€
02235016000	16 x 12	50	500	1,46
02235020000	20 x 12	50	500	1,48



**TAPE CONNECTOR X BARBED OFFTAKE VALVE
VALVOLINA TAPE / P.GOMMA**

Code	Ø x Ø	Bag	Box	€
02248016016	16 X 16	50	400	1,51

S16

EASY FIT

PLUG & PLAY

SADDLES

PVC

PE100

IRRIGATION

NYLON

COMPLEMENTARY PRODUCTS

EQUIPMENT



TAPE CONNECTOR X OFFTAKE WITH GASKET FOR PE PIPE VALVE VALVOLINA TAPE x INN. GOMMINO PER TUBO PE

Code	Ø x Ø	Bag	Box	€
02236016000	16 x 12	50	400	1,70
02236022000	22 x 12	50	350	2,00

PVC OFF TAKE TO TAPE VALVE - HOLE 16mm, NO GASKET - VALVOLINA TAPE INNESTO TUBO PVC Foro 16mm senza gommino

Code	Ø x Ø	Bag	Box	€
0224401600M	16 x 16	50	350	1,52
0224402200M	22 x 16	50	350	1,93

STRAIGHT GASKET - GOMMINO DRITTO

Code	Ø x Ø	Bag	Box	€
72050016B	16	100	2500	0,29

TAPE CONNECTOR - MALE THREADED VALVE VALVOLINA TAPE/FIL MASCHIO

Code	Ø x Ø	Bag	Box	€
0222101600B	16 x 1/2"	50	350	1,53
0222101600C	16 x 3/4"	50	300	1,57
0222102200B	22 x 1/2"	50	300	1,93
0222102200C	22 x 3/4"	50	250	1,98

INSERT BLACK NUT+ FEMALE THREAD and Plug-In for SUPREMEFLEX/LAYflat INSERTO (Ghiera Nera+Filetto) F/F 1/2" e Plug-In per SupremeFlex/LAYflat

Code	Ø x Ø	Bag	Box	€
0204601600BR	1/2"	100	500	0,54
0204601600CR	3/4"	100	300	1,00

TAPE - SUPREMEFLEX/LAYFLAT OFF TAKE VALVE (HOLE 14MM) VALVOLINA TAPE - SUPREMEFLEX/LAYFLAT (FORO 14MM)

Code	Ø x Ø	Bag	Box	€
02255016014	16 x 14	50	250	2,24
02255022014	22 x 14	50	200	2,82

LOW PRESSURE FLUSH VALVE F/M - VALVOLA FINE LINEA F/M

Code	Ø x Ø	Bag	Box	€
914800000C	3/4"	50	-	2,00

SWIVEL NUT TAPE - MALE THREADED VALVE VALVOLINA TAPE GHIERA LIBERA FILETTO MASCHIO

Code	Ø x Ø	Bag	Box	€
0225101600B	16 x 1/2"	50	350	1,49
0225101600C	16 x 3/4"	50	250	1,54
0225102200B	22 x 1/2"	50	300	1,65
0225102200C	22 x 3/4"	50	200	1,68

SWIVEL NUT TAPE - OFF-TAKE FOR PVC PIPE VALVE VALVOLINA TAPE GHIERA LIBERA INNESTO TUBO PVC

Code	Ø x Ø	Bag	Box	€
0225401600M	16 x 16	50	350	1,46
0225402200M	22 x 16	50	350	1,55

STRAIGHT GASKET - GOMMINO DRITTO

Code	Ø x Ø	Bag	Box	€
72050016B	16	100	2500	0,29



SWIVEL NUT TAPE - OFF-TAKE WITH GASKET FOR PE PIPE VALVE
VALVOLINA TAPE GHIERA LIBERA - INNESTO CON GOMMINO TUBO PE

Code	Ø x Ø	Bag	Box	€
0225201600M	16x12	50	400	1,65
0225202200M	22x12	50	350	1,88



SWIVEL NUT TAPE - BARBED VALVE
VALVOLINA TAPE GHIERA LIBERA - PORTAGOMMA

Code	Ø x Ø	Bag	Box	€
2258016016	16x16	50	400	1,46
2258022020	22x20	50	300	1,60

Small Fittings - Piccola raccorderia



THREADED ADAPTOR - ADATTATORE FILETTATO. TUBI PE/PVC

Code	Ø	Bag	Box	€
913000004B	4,5	1000	2500	0,13



ADAPTOR PIPE PE/PVC Ø 3,5x6 - OLIVETTA PER TUBI PE/PVC

Code	Ø	Bag	Box	€
20200035	3,5 x 6	1000	28000	0,11
2061004	3,5 x 4	1007	14098	0,06
2061006	5 x 6	1005	15025	0,11



SYMMETRIC MICRO CONNECTOR - MICRO INNESTO SIMMETRICO

NEW

Code	Ø	Bag	Box	€
2061047	4,5	500	12500	0,11



TEE Ø 4 MM - TEE PER TUBI PE/PVC

Code	Ø	Bag	Box	€
913200004B	4,5	1000	5000	0,24



MICRO ELBOW - MICRO GOMITO

NEW

Code	Ø	Bag	Box	€
913100004B	4,5	1000	28000	0,25



MICRO CROSS - MICRO CROCE

NEW

Code	Ø	Bag	Box	€
913300004B	4,5	1000	12000	0,41



MICRO VALVE - MICRO VALVOLA

NEW

Code	Ø	Bag	Box	€
9128004PB	4,5	1000	5000	0,78

S16

EASY FIT

PLUG & PLAY

SADDLES

PVC

PE100

IRRIGATION

NYLON

COMPLEMENTARY PRODUCTS

EQUIPMENT

Poly drip line fittings - Raccorderia per ala gocciolante



COUPLING - MANICOTTO

Code	Ø	Bag	Box	€
9910016000	Ø 16	100	1600	0,39
9910020000	Ø 20	100	1000	0,39



REDUCING COUPLING - MANICOTTO RIDOTTO

Code	Ø	Bag	Box	€
33122016	20X16	100	1100	0,59



MALE ADAPTOR - RACCORDO MASCHIO

Code	Ø	Bag	Box	€
991401600B	Ø 16X1/2	100	1000	0,82
991401600C	Ø 16X3/4	100	800	0,82
991402000B	Ø 20X1/2	100	800	0,85
991402000C	Ø 20X3/4	100	700	0,85



OFFTAKE WITH GASKET (PE PIPE) - DERIVAZIONE

Code	Ø	Bag	Box	€
9922016000	Ø 16	100	1500	0,58
9922020000	Ø 20	100	1200	0,61



OFFTAKE WITH GASKET (PE/PVC PIPE) - DERIVAZIONE

Code	Ø	Bag	Box	€
33250160	16	100	1.000	0,90
33250200	20	100	900	0,97



END LINE PLUG - TAPPO

Code	Ø	Bag	Box	€
93332016000	Ø 16	100	2400	0,64
93322020000	Ø 20	100	1500	0,75



TEE - TEE

Code	Ø	Bag	Box	€
9950016000	Ø 16	200	600	1,45
9950020000	Ø 20	50	400	1,70



REDUCING TEE - TEE RIDOTTA

Code	Ø	Bag	Box	€
33521620	Ø 20x16x20	100	400	1,39
33522016	Ø 16x20x16	100	500	1,39



TEE WITH MALE THREADED OFFTAKE - TEE CON DERIVAZIONE FILETTATA MASCHIO

Code	Ø	Bag	Box	€
995401600B	Ø 16X1/2X16	100	500	1,55
995401600C	Ø 16X3/4X16	100	500	1,55
995402000B	Ø 20X1/2X20	50	350	1,74
995402000C	Ø 20X3/4X20	100	400	1,74



ELBOW DRIP LINE "GRIP" - GOMITO PER ALA CON ANELLINO

NEW

Code	Ø	Bag	Box	€
9980016000	16	100	1000	1,16
9980020000	20	100	600	1,35

S16

EASY FIT

PLUG & PLAY

SADDLES

PVC

PE100

IRRIGATION

NYLON

COMPLEMENTARY PRODUCTS

EQUIPMENT



90° THREADED ELBOW - GOMITO 90° F.M.

Code	Ø	Bag	Box	€
998401600B	Ø 16X1/2	100	800	1,26
998401600C	Ø 16X3/4	100	700	1,26
998402000B	Ø 20X1/2	100	700	1,35
998402000C	Ø 20X3/4	100	500	1,35

90° ELBOW OFFTAKE WITH GASKET FROM LD PE PIPE DERIVAZIONE A GOMITO 90° CON GOMMINO DA TUBO PE BD

Code	Ø	Bag	Box	€
33900160	16	100	800	1,44
33900200	20	100	800	1,55

Tape fittings - Raccorderia per tape

TAPE CONNECTOR - MANICOTTO x TAPE

Code	Ø	Bag	Box	€
02040016M	16	100	800	0,59
36100170	17	50	500	0,87
2040022	22	50	400	1,13

MALE THREADED TAPE CONNECTOR - RACCORDO TAPE FILETTO MASCHIO

Code	Ø	Bag	Box	€
0204101600BM	16 X 1/2"	100	1200	0,54
204101600C	16 X 3/4"	100	650	0,88
3620017D	17 X 3/4"	100	500	0,90
204102200B	22 X 1/2"	100	700	1,08
204102200C	22 X 3/4"	100	500	1,27

INSERT BLACK NUT+ FEMALE THREAD AND PLUG-IN FOR SUPREMEFLEX/LAYFLAT INSERTO (GHIERA NERA+FILETTO) F/F 1/2" E PLUG-IN PER SUPREMEFLEX/LAYFLAT

NEW

Code	Ø	Bag	Box	€
0204601600BR	1/2"	100	500	0,54
0204601600CR	3/4"	100	300	1,00

TAPE CONNECTOR OFF-TAKE WITH RUBBER GASKET FOR PE LD PIPE RACCORDO TAPE- INN. C/GOMMINO PER TUBO PEBD

Code	Ø	Bag	Box	€
02042016M	16 X 12	100	1200	0,62
36350170	17	100	700	0,78
2042022	22 X 12	100	600	1,24

END PLUG WITH RING FOR TAPE - TAPPO TAPE FINE LINEA CON ANELLO

NEW

Code	Ø	Bag	Box	€
2059016000	16	100	1200	0,57

END PLUG FOR TAPE - TAPPO TAPE

Code	Ø	Bag	Box	€
36600170	17	100	900	1,10
36600220	22	50	600	1,50

LDPE PIPE - TAPE ADAPTOR - RACCORDO TAPE - PORTAGOMMA TUBO PE BD



Code	Ø	Bag	Box	€
02048016016M	16 x 16	100	1000	0,46
36701617	16 X 17	100	700	1,05
2048022016	16 x 22	50	500	0,95
36702017	20 x 17	100	700	1,20
2048022020	20 x 22	50	350	0,98

90° ELBOW TAPE ADAPTER FROM PE LD PIPE ADATTATORE GOMITO TAPE - PORTAGOMMA



Code	Ø	Bag	Box	€
38701617	16-17	50	500	2,40
38702017	20-17	50	500	2,40

TAPE - TAKE-OFF PVC PIPE FITTINGS - 16MM HOLE RACCORDO TAPE 16 INNESTO TUBO PVC FORO 16MM (LARGO)

NEW



Code	Ø x Ø	Bag	Box	€
02044016ML	16 x 16	100	1200	0,46

STRAIGHT GASKET - GOMMINO DRITTO

Code	Ø x Ø	Bag	Box	€
72050016B	16	100	2500	0,29

BARBED-OFF TAKE FOR PVC PIPE ADAPTOR RACCORDO PORTAGOMMA per TUBO PEBD INNESTO TUBO PVC

NEW



Code	Ø x Ø	Bag	Box	€
720490016	16 X 16	100	2500	0,23

STRAIGHT GASKET - GOMMINO DRITTO

Code	Ø x Ø	Bag	Box	€
72050016B	16	100	2500	0,29

TAPE - SUPREMEFLEX/LAYFLAT OFF-TAKE (HOLE 14MM) ADAPTOR RACCORDO TAPE 16MM - SUPREMEFLEX/LAYFLAT (FORO 14MM)

NEW



Code	Ø x Ø	Bag	Box	€
02055016014	16 x 14	50	500	1,08
02055022014	22 x 14	50	300	1,72

MALE THREADED Y X TAPE - Y F/M1/2" X TAPE

NEW



Code	Ø	Bag	Box	€
0203901600B	1/2" X 16 X 16	10	350	3,06
0203901600C	3/4" X 16 X 16	10	350	3,06

BARBED Y X TAPE - Y PORTAGOMMA X TAPE

NEW



Code	Ø x Ø	Bag	Box	€
02037016016	16 X 16 X 16	10	350	3,06

**SWIVEL NUT TAPE COUPLING - MANICOTTO TAPE GHIERA LIBERA****NEW**

Code	Ø	Bag	Box	€
2050017	16	300	1200	0,55
2050022	22	50	550	1,11

**SWIVEL NUT TAPE - MALE THREADED ADAPTOR
RACCORDO TAPE GHIERA LIBERA - F/M****NEW**

Code	Ø	Bag	Box	€
205101700B	16 x 1/2"	250	1000	0,54
205101700C	16 x 3/4"	250	1000	0,85
205102200B	22 x 1/2"	50	700	1,03
205102200C	22 x 3/4"	50	650	1,15

**SWIVEL NUT TAPE - OFF-TAKE WITH GASKET FOR PE PIPE ADAPTOR
RACCORDO TAPE GHIERA LIBERA - INNESTO CON GOMMINO TUBO PE****NEW**

Code	Ø x Ø	Bag	Box	€
2052017	16 X 12	500	2000	0,59

**SWIVEL NUT TAPE END PLUG WITH RING
TAPPO TAPE GHIERA LIBERA CON ANELLO****NEW**

Code	Ø x Ø	Bag	Box	€
2059016000	16	100	1800	0,55

**SWIVEL NUT TAPE - BARBED ADAPTOR
RACCORDO TAPE GHIERA LIBERA - PORTAGOMMA****NEW**

Code	Ø	Bag	Box	€
2058017016	16 X 16	400	1600	0,45
2058022016	22 X 16	50	750	1,49

**SINGLE-GRIP OFFTAKE WITH 3/8" SCREW, from LAYFLAT PIPE
DERIVAZIONE SINGOLO SERRAGGIO CON VITE 3/8", DA TUBO LAYFLAT**

Code	Ø	Bag	Box	€
36500170	17X3/8"	50	400	2,08
36500220	22X3/8"	100	300	2,95
36500170C	17X3/8" vite compatta	50	400	2,08
36500220C	22X3/8" vite compatta	100	200	2,95
36500170E	17X3/8" vite ad elica	50	400	2,27
36500220E	22X3/8" vite ad elica	100	300	3,19
36500170S	17X3/8" vite a sandwich	50	400	3,07
36500220S	22X3/8" vite a sandwich	100	300	3,98

**10 mm HEXAGONAL KEY for LAYFLAT PIPE OUTLET -
CHIAVE ESAGONALE DA 10mm PER DERIVAZIONE TUBO LAYFLAT**

Code	Ø	Bag	Box	€
91050010	10	25	250	10,62

**LAYFLAT HOSE PUNCH - PINZA FORATRICE PER TUBO LAYFLAT**

Code	Ø	Bag	Box	€
2001014	14	-	36	184,00

S16

EASY FIT

PLUG & PLAY

SADDLES

PVC

PE100

IRRIGATION

NYLON

COMPLEMENTARY PRODUCTS

EQUIPMENT

BARBED FITTINGS for LD PIPE RACCORDERIA PORTAGOMMA PER TUBO BD

LATEST RELEASE
ULTIMA VERSIONE

BARBED COUPLING - MANICOTTO PORTAGOMMA



Code	Ø	Bag	Box	€
9190016000	16	500	2500	0,23
9190020000	20	250	1250	0,30
9190025000	25	100	500	0,61
9190032000	32	50	250	0,84
9190040000	40	50	150	1,35
9190050000	50	10	70	3,10
9190063000	63	-	170	5,00
9190075000	75	-	105	6,57
9190090000	90	-	70	7,39

NEW

BARBED REDUCING COUPLING - MANICOTTO RID.PORTAGOMMA



Code	Ø	Bag	Box	€
9190020016	20X16	250	1500	0,30
9190025016	25X16	100	700	0,80
9190025020	25X20	100	700	0,83
9190032025	32X25	100	300	0,92
9190040025	40X25	50	200	1,46
9190040032	40X32	50	200	1,46
9190050040	50X40	10	80	4,76
9190063040	63X40	10	60	9,35
9190063050	63X50	10	60	9,35

NEW

BARBED END LINE PLUG - TAPPO FINE LINEA PORTAGOMMA



Code	Ø	Bag	Box	€
ELP16	16	100	2500	0,27
ELP20	20	100	3000	0,27
60600250	25	100	1000	0,87
60600320	32	50	400	1,00

NEW

BARBED MALE ADAPTOR - CANOTTO PORTAGOMMA F/M



Code	Ø	Bag	Box	€
919501600B	16X1/2"	100	1500	0,56
919501600C	16X3/4"	100	700	0,63
919502000B	20X1/2"	100	1000	0,65
919502000C	20X3/4"	100	700	0,65
919502500B	25X1/2"	100	700	0,69
919502500C	25X3/4"	100	500	0,69
919502500D	25X1"	50	350	0,76
919503200C	32X3/4"	50	400	0,90
919503200D	32X1"	50	300	0,95
919503200E	32X1"1/4	50	200	1,17
919504000E	40X1"1/4	30	150	1,55
919505000F	50X1"1/2	20	100	3,02
919506300G	63X2"	10	240	5,42
919507500G	75X2"	-	192	6,31
919507500I	75X2"1/2	-	126	7,23
919509000G	90X2"	-	144	7,09
919509000L	90X3"	-	70	7,89

NEW

MALE THREADED -BARBED ELBOW - GOMITO FIL.M. PORTAGOMMA



Code	Ø	Bag	Box	€
919401600B	16X1/2"	100	1000	0,75
919401600C	16X3/4"	100	700	0,78
919402000B	20X1/2"	100	700	0,82
919402000C	20X3/4"	100	600	0,89
919402500C	25X3/4"	50	450	1,92
919403200D	32X1"	50	200	2,36
919404000E	40X1"1/4	30	120	5,87

NEW

90° BARBED ELBOW - GOMITO 90° PORTAGOMMA



Code	Ø	Bag	Box	€
9193016000	16	100	1200	0,54
9193020000	20	100	700	0,69
9193025000	25	50	350	1,39
9193032000	32	50	200	1,81
9193040000	40	30	90	3,02
9193050000	50	-	170	6,71
9193063000	63	-	50	17,77
9193075000	75	-	75	22,90
9193090000	90	-	30	21,27

NEW

90° MALE THREADED BARBED TEE - T 90° FIL.M. PORTAGOMMA



Code	Ø	Bag	Box	€
919201600B	16X1/2X16	100	600	0,79
919201600C	16X3/4X16	100	400	0,79
919202000B	20X1/2X20	50	450	1,09
919202000C	20X3/4X20	50	350	1,09
919202500B	25X1/2X25	50	200	1,65
919202500C	25X3/4X25	50	200	1,48
919203200D	32X1"X32	30	120	2,12
919204000E	40X1"1/4X40	20	80	3,32

NEW

BARBED END PLUG - TAPPO PORTAGOMMA CHIUSURA FORI



Code	Ø x Ø	Bag	Box	€
2060004	4x3,5	1007	50000	0,05
2060006	6x5	1005	35000	0,05
2060008	8x6	1000	25000	0,12
2060010	10x8	1000	16000	0,13
2060012	12x10	1000	8000	0,14
2060016	16x12	500	3000	0,16
2060020	20	500	3000	0,36
2060025	25	500	3000	1,01
2060032	32	500	3000	1,17
2060040	40	500	3000	1,43
2060050	50	500	3000	3,99
2060063	63	500	3000	6,57
2061012	12x10	1000	6000	0,24

NEW

RUBBER PLUG - TAPPO CON GOMMINO

90° BARBED TEE - T 90° PORTAGOMMA



Code	Ø	Bag	Box	€
9191016000	16X16X16	250	1000	0,34
9191020000	20X20X20	50	400	0,78
9191025000	25X25X25	40	200	1,45
9191032000	32X32X32	30	100	1,89
9191040000	40X40X40	20	60	3,74
9191050000	50X50X50	-	100	6,71
9191063000	63X63X63	-	50	19,76
9191075000	75X75X75	-	30	25,89
9191090000	90X90X90	-	20	23,14

NEW

S16

EASY FIT

PLUG & PLAY

SADDLES

PVC

PE100

IRRIGATION

NYLON

COMPLEMENTARY PRODUCTS

EQUIPMENT

90° BARBED REDUCING TEE - T 90° RID.PORTAGOMMA



Code	Ø	Bag	Box	€
9191016020R	D.16X20X16	100	500	0,70
9191016025R	D.16X25X16	100	400	1,87
9191020016R	D.20X16X20	100	400	1,23
9191020025R	D.20X25X20	50	300	1,64
9191025016R	D.25X16X25	50	250	1,85
9191025020R	D.25X20X25	50	250	1,93
9191025032R	D.25X32X25	40	120	2,11
9191032025R	D.32X25X32	30	120	2,70
9191032040R	D.32X40X32	20	80	3,06
9191040032R	D.40X32X40	20	80	3,89

NEW



BARBED Y - Y PORTAGOMMA

NEW

Code	Ø x Ø	Bag	Box	€
02035016016	16	10	700	2,48



MALE THREADED Y 1/2" x BARBED - Y F/M1/2" x PORTAGOMMA

NEW

Code	Ø	Bag	Box	€
0203601600B	1/2" X 16 X 16	10	700	2,48
0203601600C	3/4" X 16 X 16	10	700	2,48



CROSS CONNECTOR - CONNETTORE A CROCE

Code	Ø x Ø	Bag	Box	€
CX16	16	100	800	1,99



BARBED CONNECTOR WITH GASKET - STAFFETTA P.G. C/GOMMINO

NEW

Code	Ø	Bag	Box	€
2046016	16x12	200	2800	0,27
2046020	20x12	100	1000	0,30



FEMALE ADAPTOR BARBED FITTINGS - ADATTATORE FEMMINA P.GOMMA

Code	Ø	Bag	Box	€
FA1234	12X3/4"	100	1200	1,33
FA1634	16X3/4"	100	1000	1,33
FA2034	20X3/4"	100	800	1,33

PN 10 pp threaded fittings - Raccorderia filettata PN10

Material: PP
Threads: BSPT
Nominal pressure: 10b

Materiale: PP
Filetti: BSPT
Pressione nominale: 10 bar

LATEST RELEASE
ULTIMA VERSIONE



NIPPLE NIPPLO

Code	Ø	bag	box	€
91600000B	1/2"	100	1200	0,43
91600000C	3/4"	100	600	0,54
91600000D	1"	50	400	0,78
91600000E	1"1/4	50	200	1,35
91600000F	1"1/2	30	150	1,85
91600000G	2"	10	80	2,91
91600000I	2"1/2	10	50	5,52
91600000L	3"	-	35	7,76
91600000M	4"	-	30	12,89

NEW



REDUCTION FEMALE COUPLING MANICOTTO RIDOTTO

Code	Ø	bag	box	€
916500C00B	3/4"X1/2"	50	450	1,13
916500D00B	1"X1/2"	50	300	1,37
916500D00C	1"X3/4"	50	300	1,46
916500E00D	1"1/4X1"	50	150	3,24
916500F00D	1"1/2X1"	20	120	5,31
FC11234	3/4"X11/2"	10	230	5,40
916500F00E	1"1/2X1"1/4	20	100	4,94
FC234	2"X3/4"	10	140	7,47
916500G00D	2"X1"	10	100	8,81
916500G00E	2"X1"1/4	10	70	8,55
916500G00F	2"X1"1/2	10	70	6,49
916500I00G	2"1/2X2"	10	80	22,65
916500L00G	3"X2"	-	80	29,53
916500L00I	3"X2"1/2	-	60	29,53
916500M00L	4"X3"	-	32	55,06

NEW



REDUCTION NIPPLE NIPPLO RIDOTTO

Code	Ø	bag	box	€
916200C00B	3/4"X1/2"	100	1200	0,54
916200D00B	1"X1/2"	50	500	0,75
916200D00C	1"X3/4"	50	400	0,78
916200E00D	1"1/4X1"	50	250	1,17
916200E00C	1"1/4X3/4"	50	250	1,17
916200F00E	1"1/2X1"1/4	30	150	1,85
916200F00D	1"X11/2"	10	160	1,85
N11212	11/2"X1/2"	10	250	3,03
N21	2"X1"	10	150	3,76
916200G00E	2"X1"1/4	20	100	2,91
916200G00F	2"X1"1/2	20	80	2,91
916200I00G	2"1/2X2"	10	60	8,41
916200L00G	3"X2"	-	100	9,60
916200L00I	3"X2"1/2	-	96	9,60
916200M00L	4"X3"	-	48	21,51

NEW



FEMALE COUPLING MANICOTTO

Code	Ø	bag	box	€
916400000B	1/2"	50	650	1,01
916400000C	3/4"	50	400	1,08
916400000D	1"	50	250	1,48
916400000E	1"1/4	20	120	3,51
916400000F	1"1/2	20	100	4,50
916400000G	2"	10	60	6,13
916500I00G	2"1/2X2"	10	80	22,65
916400000I	2 1/2"	-	90	26,52
916400000L	3"	-	50	31,52
916400000M	4"	-	32	55,06

NEW

S16

EASY FIT

PLUG & PLAY

SADDLES

PVC

PE100

IRRIGATION

NYLON

COMPLEMENTARY
PRODUCTS

EQUIPMENT



BUSHING FEMALE/MALE MAGGIORATORE MAS./FEM.

Code	Ø	bag	box	€
916800B00C	1/2"X3/4"	50	550	1,81
BFM34	3/4"MX3/4"F	50	500	1,95
BFM1	1"M X 1"F	20	320	2,33
916800B00D	1/2"X1"	50	400	2,56
916800C00D	3/4"X1"	50	300	2,56
916800D00E	1"X1"1/4	50	250	3,30
BFM11434	3/4"MX11/4"F	20	240	2,76
BFM112	11/2"MX11/2"F	10	140	3,25
916800D00F	1"X1"1/2	-	130	4,06
916800E00F	1"1/4X1"1/2	10	120	4,46
BFM21	1"MX2"F	10	140	4,82
BFM2	2"M X 2"F	10	110	4,47
916800F00G	1"1/2X2"	10	70	5,52
916800G00I	2"X2"1/2	-	90	19,52
916800I00L	2"1/2x3"	-	85	30,41
916800L00M	3"X4"	-	45	39,29

NEW



BUSHING MALE/FEMALE RIDUZIONE MASCHIO/FEMMINA

Code	Ø	bag	box	€
916700C00B	3/4"X1/2"	100	1100	1,01
916700D00B	1"X1/2"	50	600	1,08
916700D00C	1"X3/4"	50	600	1,11
916700E00B	1"1/4X1/2"	50	400	1,85
916700E00C	1"1/4X3/4"	50	350	1,85
916700E00D	1"1/4X1"	50	350	1,85
916700F00B	11/2"MX11/2"F	20	360	5,02
916700F00C	1"1/2X3/4"	50	250	2,32
916700F00D	1"1/2X1"	40	250	2,32
916700F00E	1"1/2X1"1/4	40	240	2,32
916700G00D	2"X1"	20	120	4,54
916700G00E	2"X1"1/4	20	120	4,54
916700G00F	2"X1"1/2	20	140	5,29
916700I00G	2"1/2X2"	10	80	8,94
916700L00D	3"X1"	-	140	14,27
916700L00F	3"X1"1/2	-	140	14,27
916700L00G	3"X2"	-	140	14,27
916700L00I	3"X2"1/2	-	140	14,27
916700M00G	4"X2"	-	54	23,65
916700M00L	4"X3"	-	60	23,65

NEW

NEW



CAP - CALOTTA

Code	Ø	bag	box	€
918600000B	1/2"	100	1800	0,42
918600000C	3/4"	100	1100	0,56
918600000D	1"	100	700	0,65
918600000E	1"1/4	50	350	1,29
918600000F	1"1/2	50	250	1,92
918600000G	2"	50	160	2,37
918600000I	2"1/2	-	190	12,76
918600000L	3"	-	100	17,77
918600000M	4"	-	78	29,53

NEW



PLUG - TAPPO

Code	Ø	bag	box	€
918400000B	1/2"	100	1800	0,54
918400000C	3/4"	100	1000	0,72
918400000D	1"	100	600	0,76
918400000E	1"1/4	50	350	1,20
918400000F	1"1/2	30	210	2,12
918400000G	2"	20	120	2,60
918400000I	2"1/2	-	80	4,87
918400000L	3"	-	70	9,60
918400000M	4"	-	54	19,52

NEW



NEW

PP MALE/FEMALE REDUCER LONG TYPE RIDUZIONE PP M/F D. LUNGA

Code	Ø	bag	box	€
916600C00B	3/4"X1/2"	50	600	1,50
916600D00C	1"X3/4"	50	400	1,64
916600E00B	1"1/4X1/2"	50	250	3,79
916600E00C	1"1/4X3/4"	50	250	2,32
916600E00D	1"1/4X1"	30	240	2,42
916600F00D	1"1/2X1"	50	150	5,50
916600F00E	1"1/2X1"1/4	20	140	2,93
916600G00D	2"X1"	10	100	7,09
916600G00E	2"X1"1/4	10	90	7,09
916600G00F	2"X1"1/2	10	90	4,12
916600L00G	3"X2"	-	90	19,52
916600L00I	3"X2" 1/2	-	90	28,40
916600M00L	4"X3"	-	90	39,29



TEE FEMALE THREAD - TI FIL. FEMMINA

Code	Ø	bag	box	€
91800000B	Ø 1/2"	50	350	2,91
91800000C	Ø 3/4"	50	200	3,57
91800000D	Ø 1"	20	120	3,86
91800000E	Ø 1"1/4"	10	60	6,71
91800000F	Ø 1"1/2"	10	40	9,99
91800000G	Ø 2"	-	30	14,13
91800000I	2"1/2"	-	16	32,91
91800000L	3"	-	16	73,70
91800000M	4"	-	12	117,87

NEW



ELBOW MALE/FEMALE THREAD GOMITO MASCHIO/FEMMINA

Code	Ø	bag	box	€
91820000B	1/2"	100	600	1,74
91820000C	3/4"	50	350	2,09
91820000D	1"	25	175	2,70
91820000E	1"1/4"	20	100	4,98



TEE MALE THREAD TI FIL. MASCHIO

Code	Ø	bag	box	€
91690000B	1/2"	100	500	1,56
91690000C	3/4"	50	300	1,61
91690000D	1"	30	150	2,39
91690000E	1"1/4"	20	80	3,86

S16

EASY FIT

PLUG & PLAY

SADDLES

PVC

PE100

IRRIGATION

NYLON

COMPLEMENTARY PRODUCTS

EQUIPMENT



NEW

TEE SWIVEL FEMALE TEE M/F GHIERA FOLLE

Code	Ø	bag	box	€
NLT34S	3/4"MX3/4"FX3/4"M	-	-	1,98
NLT1S	1"MX 1"F X 1"M	-	-	2,85



ELBOW FEMALE THREAD GOMITO FEMMINA

Code	Ø	bag	box	€
91830000B	1/2"	100	500	2,19
91830000C	3/4"	50	300	2,59
91830000D	1"	35	175	2,91
91830000E	1"1/4"	20	100	4,97
91830000F	1"1/2"	10	60	7,76
91830000G	2"	10	30	11,04
91830000I	2"1/2"	-	22	27,91
91830000L	3"	-	28	55,92
91830000M	4"	-	18	73,46

NEW



NEW

ELBOW SWIVEL FEMALE GOMITO M/F GHIERA FOLLE

Code	Ø	bag	box	€
NLE34S	3/4" M/F	-	-	1,57
NLE1S	1" M/F	-	-	2,39



ELBOW MALE THREAD GOMITO MASCHIO

Code	Ø	bag	box	€
91810000B	1/2"	100	800	1,65
91810000C	3/4"	50	450	2,05
91810000D	1"	50	250	2,35
91810000E	1"1/4"	25	350	3,86
91810000F	1"1/2"	-	225	8,81

NEW

THREADED FITTINGS SELF SEAL RACCORDI FILETTATI CON O-RING



Material: PP
O-ring: EPDM
Threads: BSPT
Nominal pressure: 16b
Fertilizer Resistant


Available for a basic range of threaded fittings

Save labour and teflon tape
Tighten by hand only
Fool proof using male to female assembly
To order: add "OR" at the end of the standard code
Price list upon request

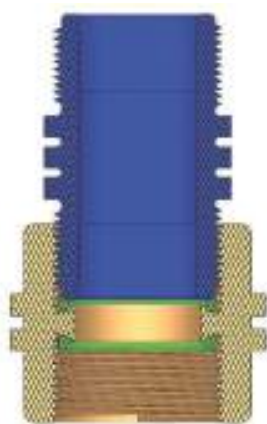
Materiale: PP
O-ring: EPDM
Filetti: BSPT
Pressione Nominale: 16b
Resistente ai fertilizzanti

Disponibili per una gamma limitata di raccordi filettati

Si risparmia tempo e teflon
Si stringono anche solo a mano
Totale sicurezza accoppiando self seal maschi e femmine
Per ordinare aggiungere "OR" alla fine del codice standard
Listino prezzi su richiesta



Self Seal Assembly - Assemblaggio raccordi con O-ring



Seal on male
thread O-ring

Tenuta sul filetto
maschio con O-ring



Seal on female
thread O-ring

Tenuta sul filetto
femmina con O-ring

SWIVEL FITTINGS RACCORDI CON GHIERA FOLLE

Material: PP
O-ring: EPDM
Threads: BSPT
Nominal pressure: 10b
Fertilizer Resistant

Materiale: PP
O-ring: EPDM
Filetti: BSPT
Pressione Nominale: 10b
Resistente ai fertilizzanti



Swivel-type fittings are manufactured in a way that allows them to rotate about their axis. Using these fittings with hose assemblies prevents excessive twisting, kinking, and bending of the hose, prolonging its life and reducing downtimes for maintenance

I raccordi con ghiera folle sono realizzati in modo da poter ruotare attorno al proprio asse. L'utilizzo di questi raccordi con i gruppi di tubi flessibili impedisce l'eccessiva torsione, l'attorcigliamento e la piegatura del tubo, prolungandone la durata e riducendo i tempi di inattività per la manutenzione.



TEE M/F - TI M/F

Code	Ø	bag	box	€
922500D00D	1"FX1"FX1"M	10	100	4,91
STMF112	11/2"FX11/2"FX11/2"M	5	35	19,51
STMF2	2"FX2"FX2"M	5	20	27,68



ELBOW F/F - GOMITO F/F

Code	Ø	bag	box	€
922400D00D	1"FX1"F	10	150	4,75
SEF112	11/2"FX11/2"F	5	60	19,51
SEF2	2"FX"F	10	30	27,68



ELBOW M/F - GOMITO M/F

Code	Ø	bag	box	€
922300D00D	1"FX1"M	10	150	3,76
SEFM134	1"FX3/4"M	20	220	4,17
SEFM112	11/2"FX11/2"M	20	60	14,79
SEFM2	2"FX2"M	20	40	20,11



TEE - TI

Code	Ø	bag	box	€
922600D00D	1"FX1"FX1"F	10	100	6,34
STF112	11/2"FX11/2"FX11/2"F	5	35	24,23
STF2	2"FX2"FX2"F	5	25	35,27



CROSS - CROCE

Code	Ø	bag	box	€
922800D00D	1"FX1"FX1"FX1"F	10	80	9,72



CROSS MALE ADAPTOR CROCE ADATTATORE MASCHIO

Code	Ø	bag	box	€
922700D00D	1"FX1"FX1"FX1"M	10	80	8,66
SCFM134	1"FX1"FX1"FX3/4"M	10	100	9,18



ADAPTOR M/F ADATTATORE M/F

Code	Ø	bag	box	€
SFM34	3/4"FX3/4"M	20	500	2,46
922100D00D	1"FX1"M	20	260	3,13
SFM134	1"FX3/4"M	20	320	3,64
SFM112	11/2"FX11/2"M	20	120	13,23
SFM2	2"FX2"M	20	60	17,96



SWIVEL MANIFOLD COLLETTORI CON GHIERA FOLLE

Code	Ø	bag	box	€
STMF12	3X1"FX1"M	5	60	13,82
STMF13	4X1"FX1"M	5	50	20,77
STMF14	5X1"FX1"M	5	30	27,63



SWIVEL MANIFOLD COLLETTORI CON GHIERA FOLLE

Code	Ø	bag	box	€
STMMF1	1"FX2X1"M	5	150	4,82
STMMF12	1"FX3X1"M	5	60	11,93
STMMF13	1"FX4X1"M	5	50	17,88
STMMF14	1"FX5X1"M	5	30	23,81



COUPLING MANICOTTO

Code	Ø	bag	box	€
922200D00D	1"FX1"F	20	200	3,52



SWIVEL NIPPLE WITH O-RING CON O-RING

Code	Ø	bag	box	€
N340R	3/4"X3/4"	20	480	2,40
N10R	1"X1"	20	400	2,40
N1340R	1"X3/4"	20	400	2,40
N1120R	11/2"X11/2"	10	150	3,55
N20R	2"X2"	20	100	5,27

special for electric valve short threaded - speciale per elettrovalvole a filetto corto

S16

EASY FIT

PLUG & PLAY

SADDLES

PVC

PE100

IRRIGATION

NYLON

COMPLEMENTARY PRODUCTS

EQUIPMENT



**SWIVEL TEE NUT LOCK
TI CON GHIERA DI CHIUSURA**

Code	Ø	bag	box	€
STF1NL25	1"FX1"FX25	25	75	8,11



**SWIVEL CROSS NUT LOCK
CROCE CON GHIERA DI CHIUSURA**

Code	Ø	bag	box	€
SCF1NL16	3X1"FX16	25	75	9,53
SCF1NL20	3X1"FX20	-	-	9,70
SCF1NL25	3X1"FX25	25	50	9,94



**SWIVEL ELBOW NUT LOCK
GOMITO CON GHIERA DI CHIUSURA**

Code	Ø	bag	box	€
SEF1NL16	1"FX16	25	150	5,43
SEF1NL20	1"FX20	-	-	5,50
SEF1NL25	1"FX25	10	100	5,86



**SWIVEL COUPLING NUT LOCK
MANICOTTO BOCCHETTONATO CON
GHIERA DI CHIUSURA**

Code	Ø	bag	box	€
SFF1NL16	1"FX16	25	200	5,36
SFF1NL20	1"FX20	25	200	5,36
SFF1NL25	1"FX25	25	175	5,76

**Thread Lock Saddles
Prese a Staffa Rapide con Farfalla di Serraggio**

AVAILABLE UPON REQUEST - DISPONIBILI SU RICHIESTA

Material : PP
Threads: BSP
Nominal Pressure: 10b
Nut locking system

Materiale: PP
Filetto: BSP
Pressione Nominale: 10b
Sistema di bloccaggio antisvitamento



Code	Ø	Code	Ø	bag	box
SAD2012	20X1/2"	SAD2012S	20X1/2" SELF-SEAL	25	200
SAD2512	25X1/2"	SAD2512S	25X1/2" SELF-SEAL	20	140
SAD2534	25X3/4"	SAD2534S	25X3/4" SELF-SEAL	20	140
SAD3212	32X1/2"	SAD3212S	32X1/2" SELF-SEAL	15	90
SAD3234	32X3/4"	SAD3234S	32X3/4" SELF-SEAL	15	90
SAD321	32X1"	SAD321S	32X1" SELF-SEAL	15	90
SAD4012	40X1/2"	SAD4012S	40X1/2" SELF-SEAL	10	70
SAD4034	40X3/4"	SAD4034S	40X3/4" SELF-SEAL	10	70
SAD401	40X1"	SAD401S	40X1" SELF-SEAL	10	70
SAD5012	50X1/2"	SAD5012S	50X1/2" SELF-SEAL	5	60
SAD5034	50X3/4"	SAD5034S	50X3/4" SELF-SEAL	5	60
SAD501	50X1"	SAD501S	50X1" SELF-SEAL	5	60
SAD6312	63X1/2"	SAD6312S	63X1/2" SELF-SEAL	5	30
SAD6334	63X3/4"	SAD6334S	63X3/4" SELF-SEAL	5	30
SAD631	63X1"	SAD631S	63X1" SELF-SEAL	5	30
SAD63112	63X1 1/2"	SAD63112S	63X1 1/2" SELF-SEAL	5	30



IRRIGATION ACCESSORIES - ACCESSORI PER IRRIGAZIONE

S16

EASY FIT

PLUG & PLAY

SADDLES

PVC

PE100

IRRIGATION

NYLON

COMPLEMENTARY PRODUCTS

EQUIPMENT

STAKE WITH ADJUSTABLE DRIPPER (L=16cm) - ASTINA CON GOCCIOLATORE REGOLABILE (L=16cm)

Code	Ø	Bag	Box	€
912436040EB	0-50 LT/H	1000	10000	0,82

DRIPPING STAKE 2 LT -ASTINA GOCCIOLANTE

Code	Ø	Bag	Box	€
12100020	2LT/H	500	5000	0,27

SUPPORT STAKE 3,5x6 - 5x8 - ASTINA SOST. MICROTUBO

Code	Ø	Bag	Box	€
GG-ASTA-1	-	250	2500	0,27

SUPPORT STAKE FOR DRIP LINE (L=18 cm) - PICCHETTO DI SOSTEGNO PER ALA GOCCIOLANTE

Code	Ø	Bag	Box	€
G-BLOC16-20	16-20	N.A.	800	0,50

INSPECTABLE DRIPPER-GOCCIOLATORE ISPEZIONABILE A PIASTRINA

Code	Ø	Bag	Box	€
2010002	2 LT/H	-	2000	0,25
2010004	4 LT/H	-	2000	0,25
2010008	8 LT/H	-	2000	0,25
2010016	16 LT/H	-	2000	0,25

SELF COMPENSATING INSPECTABLE DRIPPER-GOCCIOLATORE ISPEZIONABILE A MEMBRANA

Code	Ø	Bag	Box	€
2015020S	2 LT/H	-	3000	0,42
2015040S	4 LT/H	-	3000	0,42
2015080S	8 LT/H	-	3000	0,42
2015015S	15 LT/H	-	3000	0,42

DRIPPER MINIDELTA - GOCCIOLATORE MINIDELTA

Code	Ø	Bag	Box	€
2020005	5 LT/H	-	1500	0,28
2020008	8 LT/H	-	1500	0,28
2020010	10 LT/H	-	1500	0,28
2020016	16 LT/H	-	1500	0,28
2020022	22 LT/H	-	1500	0,28

NEW

ADJUSTABLE DRIPPER - GOCCIOLATORE REGOLABILE

Code	Ø	Bag	Box	€
912536040PB	0-50 LT/H	1000	10000	0,38

NEW

SELF COMP. DRIPPER STING PC - GOCCIOLATORE AUT. STING PC

Code	Ø	Bag	Box	€
2012001	1 LT/H	1000	7000	0,47
2012002	2 LT/H	1000	7000	0,47
2012004	4 LT/H	1000	7000	0,47
2012008	8 LT/H	1000	7000	0,48

NEW



QUICK COUPLING VALVE - IDRANTINO

Code	Ø	Bag	Box	€
919600000C	3/4"	-	50	17,90
919600000D	1"	-	50	17,90



KEY FOR QUICK COUPLING VALVE - CHIAVE PER IDRANTINO

Code	Ø	Bag	Box	€
919700000C	3/4"	-	100	6,97



HOOK - GANCETTO

Code	Ø	Bag	Box	€
0155016000	16	1000	4000	0,09
0155020000	20	1000	3000	0,12
0155025000	25	500	2000	0,17
0155032000	32	500	2000	0,28
0155040000	40	-	1300	0,46



SUPPORTING HOOK DRIP-STOP - GANCIO ROMPIGOCCIA PER SOSTEGNO TUBO

Code	Ø	Bag	Box	€
0157016000	16	1000	13000	0,09
0157020000	20	1000	10000	0,12



LONG SUPPORTING HOOK - GANCIO LUNGO PER SOSTEGNO TUBO

Code	Ø	Bag	Box	€
0156016000	16	500	2000	0,25
0156020000	20	500	2000	0,25



LONG SUPPORTING HOOK DRIP STOP - GANCIO LUNGO ROMPIGOCCIA

Code	Ø	Bag	Box	€
0159016250	16	500	1000	0,49
0159020250	20	500	1000	0,51



RATCHET CLAMP - MORSETTO A CRICCHETTO

Code	Ø	Bag	Box	€
0158016000	16	1000	6000	0,20



END RING - ANELLO DI FINE LINEA

Code	Ø	Bag	Box	€
92300016000	16	500	3000	0,18
92300020000	20	200	2200	0,21



CUT-OFF RISER PROLUNGA A SEGMENTI

Code *	Ø	bag	box	€
204700B00B	1/2"-1/2"	100	400	0,65
204700C00B	1/2" ; 1/2" - 3/4"	100	400	0,72
204700C00C	3/4"	100	300	0,85



RISER IRRILEVEL PROLUNGA IRRILEVEL

Code *	Ø	bag	box	€
IRRILEVEL	1/2" - 3/4"	-	40	4,80



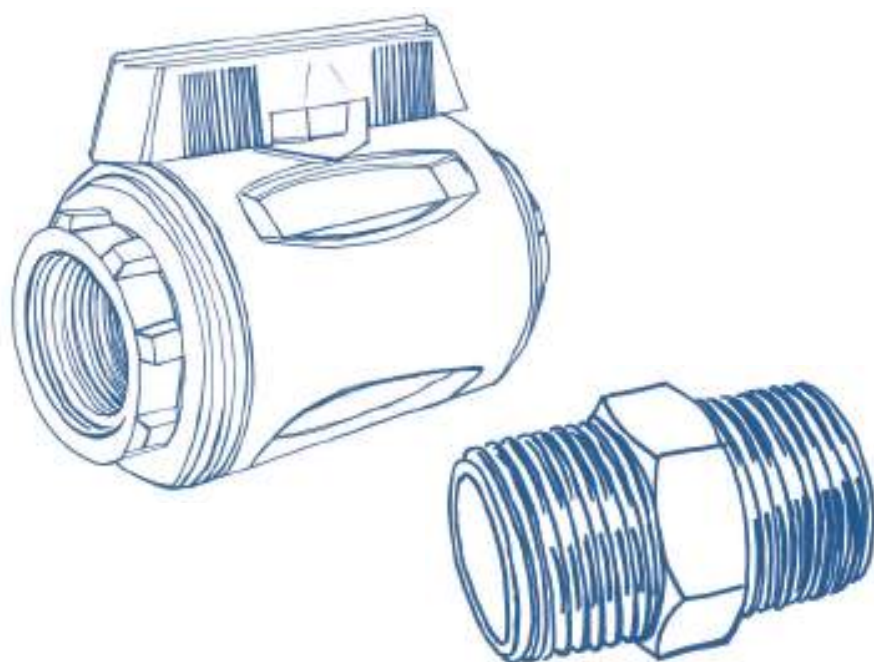
PVC FLEXIBLE SMALL PIPE - TUBICINO PVC IN CARTONE

Code	Ø	Bag	Box	€
2007003005300	3X5,5 300m	-	300	208,97
G-TUB6-30	4X6,0 30m	-	30	p.u.r.[**]
2007004006300	4X6 300m	-	300	252,76
2007005008350	5X8 350m	-	350	404,16
2006004011120	4X11 105m*	-	150	390,40

* tubicino in barre da 1,5 m - pipe in 1,5 m length
p.u.r.[**] = price upon request - prezzo su richiesta

Nylon with fiber glass fittings

Raccorderia in Nylon caricato vetro



suprem  fittings

High Flow Level Regulators - Regolatori di livello ad alta portata

SUPERFLOW

This Automatic level control regulates the filling of a tank stopping when it reaches desired level. Designed for installation laterally to the tank, above the water level or submerged. Work from 0,2 to 12b, flow rate of 220 l/min at 6b. Supplied male thread 1" BSP. Max water temperature: 60°C; Min water temperature: 1°C

Questo regolatore automatico di livello controlla il riempimento di un serbatoio, fermandolo quando raggiunge il livello desiderato. Studiato per essere installato lateralmente al serbatoio, sopra il livello dell'acqua o sommerso. Lavora da 0,2 a 12b, portata di 220 l/min a 6b. Fornito con uscita 1" maschio BSP. Max temperatura dell'acqua: 60°C; Min temperatura dell'acqua : 1°C



Ball Float not included
Galleggiante non incluso

Code/Codice	Description/Descrizione	bag	box	€
P2025	Level Regulator Superflow	1	100	65,00

BALL FLOAT - GALLEGGIANTE

Code/Codice	Description/Descrizione	bag	box	€
PLF-B-150	Ball Float/Galleggiante d.150	1	36	12,70



XTRAFLOW

This Automatic level control regulates the filling of a tank stopping when it reaches desired level. The closure is rapid thanks to the incorporated diaphragm valve with mechanical control. Designed for installation laterally to the tank, above the water level or submerged. Work from 0,3 to 12b, flow rate of 350 l/min at 6b. Supplied BSP male thread 1". Max water temperature: 60°C; Min water temperature: 1°C

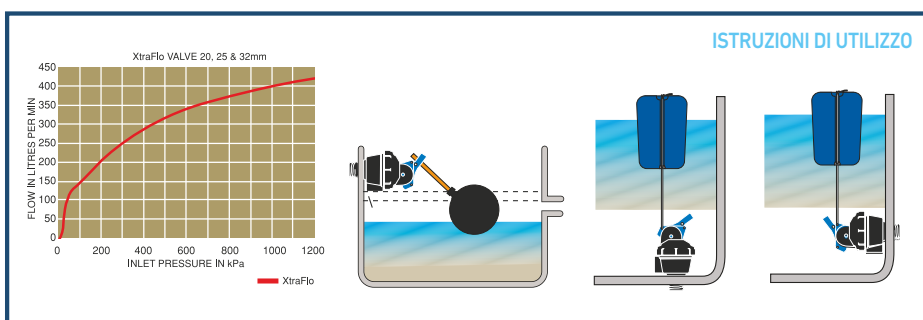
Questo regolatore automatico di livello controlla il riempimento di un serbatoio, fermandolo quando raggiunge il livello desiderato. Chiusura rapida grazie alla valvola a diaframma con comando meccanico incorporata. Studiato per essere installato lateralmente al serbatoio, sopra il livello dell'acqua o sommerso. Lavora da 0,3 a 12b, portata di 350 l/min a 6b. Fornito con uscita da 1" maschio BSP. Max temperatura dell'acqua: 60°C; Min temperatura dell'acqua : 1°C



Code/Codice	Description/Descrizione	bag	box	€
LTXTF-TE-25	Level Regulator Xtraflow TOP ENTRY	1	10	183,00

Code/Codice	Description/Descrizione	bag	box	€
LTXTF-25	Level Regulator Xtraflow BOTTOM entry	1	10	156,00

NEW



Valves - Valvole

CHECK VALVES - VALVOLE DI NON RITORNO

They can be inspected without removal from the pipeline

The body is made of glass-reinforced PA, the diaphragm is nitrile rubber, stainless steel spring, approved for drinking water

Ispezionabili senza smontaggio dalla tubazione

Il corpo è in PA rinforzato vetro, il diaframma è in gomma nitrilica, molla in acciaio inox, approvata per acqua potabile



Code/Codice	Description/Descrizione	bag	box	€
CV25	1" Check valve - Valvola di non ritorno 1"	upon request	-su richiesta	
CV32	1"1/4 Check valve - Valvola di non ritorno 1"1/4	upon request	-su richiesta	
CV40	1" 1/2 Check valve - Valvola di non ritorno 1" 1/2	upon request	-su richiesta	
CV50	2" Check valve - Valvola di non ritorno 2"	upon request	-su richiesta	
CV63	2"1/2 Check valve - Valvola di non ritorno 2"1/2	upon request	-su richiesta	

FOOT VALVES - VALVOLE DI FONDO

The body is made of glass-reinforced PA, the diaphragm is nitrile rubber, stainless steel spring, approved for drinking water

Il corpo è in PA rinforzato vetro, il diaframma è in gomma nitrilica, molla in acciaio inox, approvata per acqua potabile



Code/Codice	Description/Descrizione	bag	box	€
FV25	1" Foot valve - Valvola di fondo 1"	upon request	-su richiesta	
FV32	1"1/4 Foot valve - Valvola di fondo 1"1/4	upon request	-su richiesta	
FV40	1" 1/2 Foot valve - Valvola di fondo 1" 1/2	upon request	-su richiesta	
FV50	2" Foot valve - Valvola di fondo 2"	upon request	-su richiesta	
FV63	2"1/2 Foot valve - Valvola di fondo 2"1/2	upon request	-su richiesta	

BALL VALVES - VALVOLE A SFERA

Ball Valves very resistant to low temperature and tested in freezing conditions.

For use with drinking water. Tested individually by hand using both air and water.

Great resistance to several cycles of closing / opening with a "click" warning of opening and closing of the valves.

Nominal pressure of 16 bar. / Removable handles for safety reasons. / UV-resistant materials. / Body and handle in nylon fiberglass reinforced, ball in PP and seat in acetal (POM); seals in nitrile rubber.

Valvole a sfera molto resistenti al freddo e testate in condizioni di gelo.

Utilizzabili con acqua potabile. Testate individualmente a mano utilizzando sia aria che acqua. Grande resistenza a numerosi cicli di chiusura/apertura con un "Click" che avverte sull'avvenuta operazione di apertura e chiusura della valvole.

Pressione nominale di 16 bar. / Maniglie removibili per ragioni di sicurezza. / Materiali resistenti agli UV. / Corpo e maniglia in Nylon rinforzato fibra di vetro, sfera in PP e sede in acetalica (POM); tenute in gomma nitrilica.



NEW

Code/Codice	Description/Descrizione	bag	box	€
GFBV15	1/2" Ball valve - Valvola a sfera 1/2"	1	80	26,73
GFBV20	3/4" Ball valve - Valvola a sfera 3/4"	1	60	26,92
GFBV25	1" Ball valve - Valvola a sfera 1"	1	40	38,18
GFBV32	1" 1/4 Ball valve - Valvola a sfera 1" 1/4	1	30	47,35
GFBV40	1" 1/2 Ball valve - Valvola a sfera 1" 1/2	1	20	71,02
GFBV50	2" Ball valve - Valvola a sfera 2"	1	12	104,46
GFBV90	3" Ball valve - Valvola a sfera 3"	1	3	948,00

NEW

THREADED FITTINGS - RACCORDI FILETTATI

Threaded fittings in nylon reinforced with fiberglass, the most comprehensive range of high quality threaded fittings for drinking water, conform to worldwide requirements. These products have comparable mechanical strength to metal ones, with in addition the advantaged of plastic materials as they do not generate oxide and iron hydroxide rust.

Material: PA (nylon reinforced fiber glass). The maximum permissible pressure depends on the size: see below detailed table.

All our fittings are suitable worldwide for drinking water: according to WRAS (UK), AS/NZS4020 (AUSTRALIA) requirements.

Raccordi filettati in Nylon rinforzato fibra di vetro, la gamma più completa di raccorderia filettata di altissima qualità per acqua potabile, conformi ai requisiti internazionali. Questi prodotti sono paragonabili per resistenza meccanica a quelli in metallo, con in più la prerogativa delle materie plastiche, perchè non generano RUGGINE da ossido e idrossido di ferro. La pressione massima ammissibile dipende dalle dimensioni, sotto la tabella dettagliata.

Raccordi compatibili al contatto con acqua potabile secondo i seguenti requisiti: WRAS (Gran Bretagna), AS/NZS 4020 (Australia).

SIZE/DIMENSIONE	Pmax - 20°C
1/8" - 2"	16 Bar
2 1/2"	12 Bar
3" - 4"	10 Bar



NIPPLE-NIPPLO

Code/Cod.	Ø	box	bag	€
GHN15	1/2"	800	10	1,31
GHN20	3/4"	500	10	1,84
GHN25	1"	600	10	1,95
GHN32	1"1/4	360	10	2,55
GHN40	1"1/2	260	10	3,13
GHN50	2"	98	10	4,21
GHN65	2"1/2	upon request		14,62
GHN80	3"	64	1	16,20
GHN100	4"	27	1	25,65



SOCKET /MANICOTTO

Code/Cod.	Ø	box	bag	€
GS15	1/2"	475	10	2,43
GS20	3/4"	560	10	2,91
GS25	1"	405	10	3,25
GS32	1"1/4	228	10	5,08
GS40	1"1/2	200	10	5,67
GS50	2"	120	10	8,59
GS65	2"1/2	80	1	26,83
GS80	3"	45	1	29,94
GS100	4"	24	1	45,88



REDUCING NIPPLE
NIPPLO RIDOTTO

Code/Cod.	Ø	box	bag	€
GRHN2015	3/4" x 1/2"	600	10	1,72
GRHN2515	1" x 1/2"	170	10	2,25
GRHN2520	1" x 3/4"	700	10	2,58
GRHN3220	1"1/4 x 3/4"	160	10	2,72
GRHN3225	1"1/4 x 1"	500	10	3,32
GRHN4020	1"1/2 x 3/4"	120	10	3,20
GRHN4025	1"1/2 x 1"	310	10	3,35
GRHN4032	1"1/2 x 1"1/4	290	10	3,46
GRHN5020	2" x 3/4"	180	10	4,72
GRHN5025	2" x 1"	180	10	4,38
GRHN5032	2" x 1"1/4	160	10	4,38
GRHN5040	2" x 1"1/2	160	10	4,38
GRHN6532	2"1/2 x 1"1/4	100	10	17,86
GRHN6540	2"1/2 x 1"1/2	100	10	17,86
GRHN6550	2"1/2 x 2"	40	10	17,50
GRHN8040	3" x 1"1/2	70	1	21,00
GRHN8050	3" x 2"	96	1	21,00
GRHN8065	3" x 2"1/2	64	1	21,00
GRHN10050	4" x 2"	36	1	37,94
GRHN10065	4" x 2"1/2	36	1	38,36
GRHN10080	4" x 3"	upon request		42,60



REDUCING SOCKET
MANICOTTO RIDOTTO

Code/Cod.	Ø	box	bag	€
GRS2015	3/4" x 1/2"	400	10	2,96
GRS2515	1" x 1/2"	270	10	3,78
GRS2520	1" x 3/4"	250	10	3,78
GRS3220	1"1/4 x 3/4"	160	10	5,88
GRS3225	1"1/4 x 1"	150	10	4,97
GRS4020	1"1/2 x 3/4"	150	10	6,63
GRS4025	1"1/2 x 1"	120	10	5,44
GRS4032	1"1/2 x 1"1/4	110	10	5,67
GRS5020	2" x 3/4"	90	10	10,12
GRS5025	2" x 1"	90	10	8,37
GRS5032	2" x 1"1/4	70	10	8,37
GRS5040	2" x 1"1/2	70	10	8,64
GRS6540	2"1/2 x 1"1/2	70	1	30,37
GRS6550	2"1/2 x 2"	40	1	32,37
GRS8050	3" x 2"	60	1	38,76
GRS8065	3" x 2"1/2	25	1	43,16
GRS10065	4" x 2"1/2	36	1	45,95
GRS10080	4" x 3"	24	1	49,15

**REDUCING BUSH / RIDUZIONE M/F**

Code/Cod.	Ø	box	bag	€
GRB2015	3/4" x 1/2"	840	10	1,77
GRB2515	1" x 1/2"	500	10	2,19
GRB2520	1" x 3/4"	600	10	2,19
GRB3215	1"1/4 x 1/2"	upon request su richiesta		
GRB3220	1"1/4 x 3/4"	600	10	3,47
GRB3225	1"1/4 x 1"	490	10	3,20
GRB4015	1"1/2 x 1/2"	upon request su richiesta		
GRB4020	1"1/2 x 3/4"	500	10	3,79
GRB4025	1"1/2 x 1"	300	10	4,18
GRB4032	1"1/2 x 1"1/4	500	10	3,99
GRB5015	2" x 1/2"	upon request su richiesta		
GRB5020	2" x 3/4"	280	10	4,97
GRB5025	2" x 1"	280	10	5,30
GRB5032	2" x 1"1/4	280	10	4,73
GRB5040	2" x 1"1/2	280	10	4,80
GRB6532	2"1/2 x 1"1/4	upon request su richiesta		
GRB6540	2"1/2 x 1"1/2	160	10	21,60
GRB6550	2"1/2 x 2"	150	10	18,55
GRB8040	3" x 1"1/2	40	10	24,00
GRB8050	3" x 2"	100	10	31,86
GRB8065	3" x 2"1/2	50	10	29,43
GRB10050	4" x 2"	30	1	48,06
GRB10065	4" x 2"1/2	30	1	50,49
GRB10080	4" x 3"	63	1	51,84

**FEMALE 90° TEE
TEE 90° FILETTO FEMMINA**

Code/Cod.	Ø	box	bag	€
GT15	1/2"	250	10	3,78
GT20	3/4"	270	10	4,00
GT25	1"	200	10	4,86
GT32	1"1/4	110	10	8,91
GT40	1"1/2	80	10	10,48
GT50	2"	45	10	14,43
GT65	2"1/2	15	1	36,13
GT80	3"	upon request		72,79
GT100	4"	upon request		121,33

**MALE/FEMALE 90° ELBOW
GOMITO 90° MASCHIO-FEMMINA**

Code/Cod.	Ø	box	bag	€
GMFE15	1/2"	315	10	3,67
GMFE20	3/4"	360	10	3,84
GMFE25	1"	320	10	4,15
GMFE32	1"1/4	200	10	6,48
GMFE40	1"1/2	130	10	7,23
GMFE50	2"	70	10	9,61

**90° FEMALE ELBOW
GOMITO 90° FEMMINA**

Code/Cod.	Ø	box	bag	€
GE15	1/2"	400	10	3,84
GE20	3/4"	550	10	3,67
GE25	1"	480	10	4,15
GE32	1"1/4	190	10	6,21
GE40	1"1/2	130	10	8,62
GE50	2"	70	10	9,95
GE65	2"1/2	40	1	37,42
GE80	3"	upon request		54,75
GE100	4"	upon request		95,88

**PLUG
TAPPO FILETTO MASCHIO**

Code/Cod.	Ø	box	bag	€
GP15	1/2"	550	10	1,43
GP20	3/4"	700	10	1,51
GP25	1"	500	10	1,66
GP32	1"1/4	280	10	2,40
GP40	1"1/2	400	10	2,76
GP50	2"	260	10	3,55
GP65	2"1/2	60	10	18,57
GP80	3"	90	10	25,07
GP100	4"	27	1	31,94

**CAP
CALOTTA FILETTO FEMMINA**

Code/Cod.	Ø	box	bag	€
GC15	1/2"	900	10	1,72
GC20	3/4"	700	10	2,31
GC25	1"	450	10	2,37
GC32	1"1/4	230	10	3,80
GC40	1"1/2	320	10	4,44
GC50	2"	220	10	5,50
GC65	2"1/2	60	10	26,33
GC80	3"	70	10	28,11
GC100H	4"	24	1	36,99

**NUT / DADO**

Code/Cod.	Ø	box	bag	€
SBN15B	1/2"	on request-su richiesta		
SBN20B	3/4"	on request-su richiesta		
SBN25B	1"	on request-su richiesta		
SBN32B	1"1/4	on request-su richiesta		

**LARGE NUT / DADO LARGO**

Code/Cod.	Ø	box	bag	€
SBN15B	1/2"	on request-su richiesta		

S16

EASY FIT

PLUG & PLAY

SADDLES

PVC

PE100

IRRIGATION

NYLON

COMPLEMENTARY
PRODUCTS

EQUIPMENT



MALE TANK FITTING
RACCORDO PORTATUBO PER SERBATOIO

Code/Cod.	Ø	box	bag	€
STF32B	1"1/4			
STF40B	1"1/2			
STF50B	2"	upon request		
STF32W	1"1/4	su richiesta		
STF40W	1"1/2			
STF50W	2"			



FEMALE TANK FITTING
RACCORDO FEMMINA PER SERBATOIO

Code/Cod.	Ø	box	bag	€
GFTFT15	1/2"	200	10	9,93
GFTFT20	3/4"	160	10	11,60
GFTFT25	1"	120	10	14,19
GFTFT32	1"1/4	80	10	19,13
GFTFT40	1"1/2	60	10	22,41
GFTFT50	2"	40	10	29,34
GFTFT80	3"	18	10	77,17
GFTFT100	4"	upon request		125,28
		su richiesta		



NUT HOSE TAIL
RACCORDO CON DADO ED ALETTE DA FEMMINA A PORTAGOMMA

Code/Cod.	Ø	box	bag	€
GNT15	1/2" x 1/2"	10	10	7,43
GNT2015	3/4" x 1/2"	200	10	9,56
GNT20	3/4" x 3/4"	350	10	9,72
GNT2515	1" x 1/2"	150	10	11,04
GNT2520	1" x 3/4"	250	10	11,40



FEMALE/MALE ADAPTER
RIDUZIONE FEMMINA-MASCHIO

Code/Cod.	Ø	box	bag	€
GMFA1520	1/2" X 3/4"	upon request - su richiesta		

Threaded fittings PE-LD

Raccordi filettati PE-BD

Approved for drinking water - Approvati per l'acqua potabile



FEMALE HOSE REDUCTION WITH SELF-THREADING NUT
RIDUZIONE FEMMINA PORTAGOMMA CON GHIERA AUTOFILETTANTE

Code/Cod.	Ø	box	bag	€
HRFS2015	3/4" x 1/2"	on request-su richiesta		
HRFS2520	1" x 3/4"	on request-su richiesta		
HRFS3225	1 1/4' x 1"	on request-su richiesta		
HRFS4032	1 1/2" x 1 1/4"	on request-su richiesta		
HRFS5040	2" x 1 1/2"	on request-su richiesta		



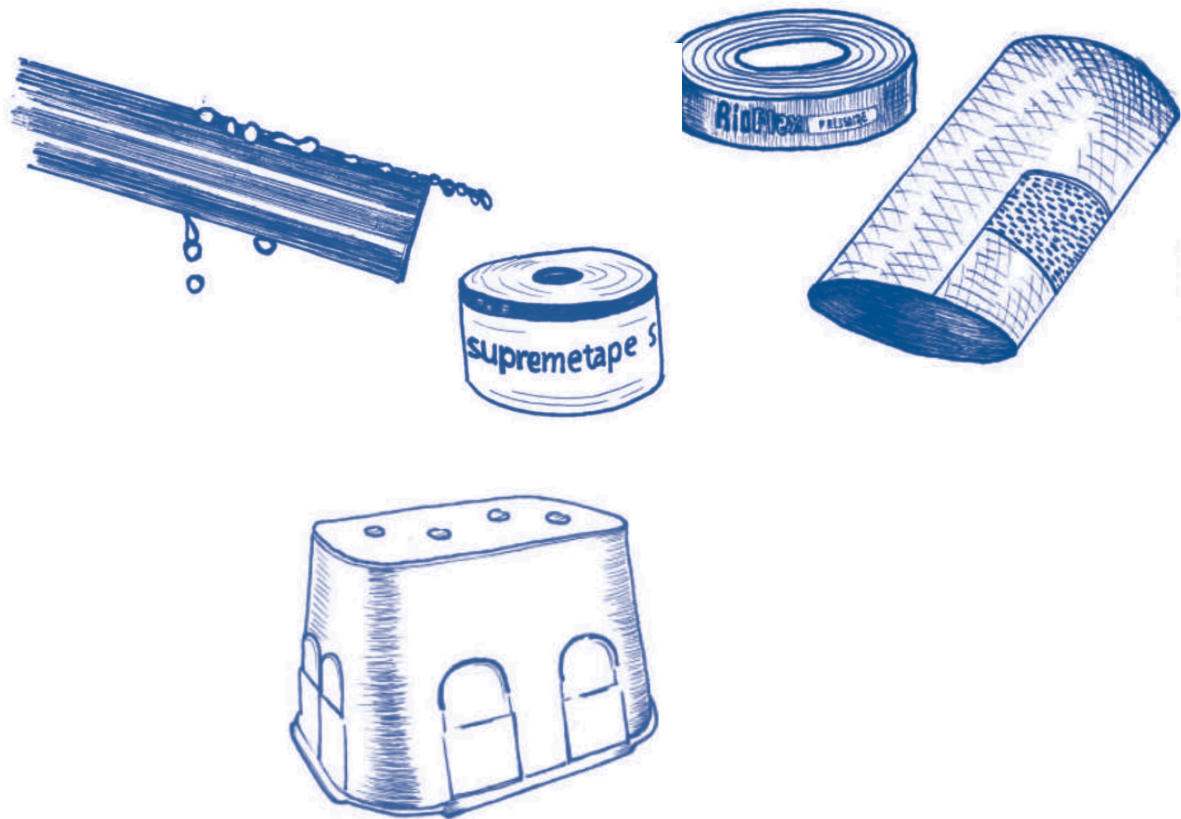
FEMALE HOSE ADAPTOR WITH SELF-THREADING NUT
RACCORDO FEMMINA PORTAGOMMA CON GHIERA AUTOFILETTANTE

Code/Cod.	Ø	box	bag	€
HFS15	1/2"	on request-su richiesta		

Complementary Products

Prodotti complementari

NEW



suprem  fittings

DRIP IRRIGATION TAPE MANICHETTE GOCCIOLANTI



price upon request - prezzo su richiesta

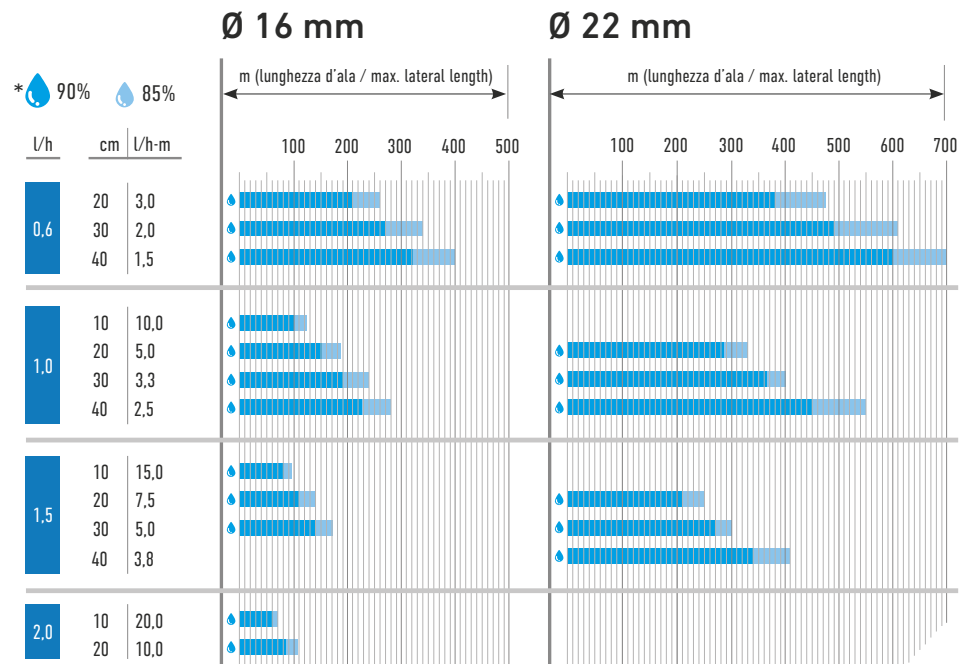
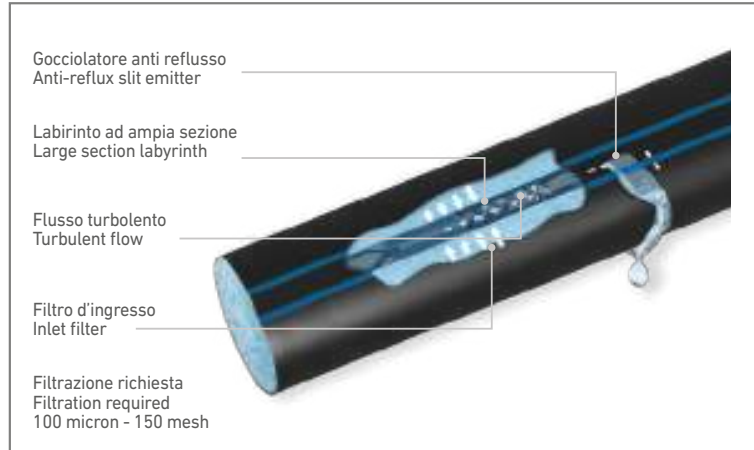
supreme tape

ADVANTAGES

- Superior distribution uniformity
- Greater resistance to clogging
- High water saving

VANTAGGI

- Eccellente uniformità di distribuzione
- Alta resistenza all'occlusione
- Elevato risparmio idrico



* E.U. - uniformità di emissione / emission uniformity - Passo 15cm su richiesta / 15cm Spacing upon request

**SUPREMEFLEX POLYETHYLENE LAYFLAT HOSE
TUBO LAYFLAT IN POLIETILENE SUPREMEFLEX**



price upon request - prezzo su richiesta

supremeFlex

Polyethylene layflat hose

**Main line designed for drip irrigation systems
Tubo distributore per impianti di irrigazione a goccia**

ADVANTAGES

Strong
Flexible
Smart

VANTAGGI

Forte
Flessibile
Pratico

UV-ray protection
Protezione anti UV

Reinforcing web
Trama di rinforzo

Light barrier
Barriera alla luce



**BRAND NEW
APPENA NATO**





**PREASSEMBLED OFF-TAKE,
endless connections**

**DERIVAZIONE PRE-ASSEMBLATA,
infinite connessioni**



supremeFlex
Polyethylene layflat hose

HIGH PRESSURE



Outlet spacing

code	ø mm	D"	mm	kg/m	bar	bar	coil m	coils x pallet
4004G	53	2"	1,4	0,154	4,6	3,9	100	22
4004L	78	3"	1,5	0,272	4,0	3,4	100	16

Inserto filettato 1/2" femmina preinstallato: distanze disponibili
Pre-installed female threaded 1/2" outlet: available spacings

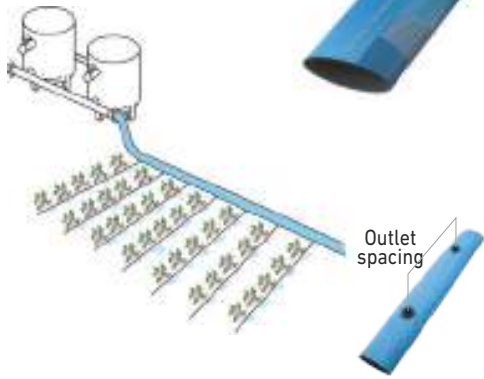
cm											
50	75	90	100	110	120	130	140	150	160	180	200

*altre distanze su richiesta / other spacings available on request

supremeFlex

Polyethylene layflat hose

PRESSURE



code	ø mm	D"	mm	kg/m	bar	bar	coil m	coils x pallet
4003G	53	2"	1,3	0,152	3,0	2,6	100	22
4003L	78	3"	1,4	0,265	3,0	2,6	100	16
4003M	104	4"	1,4	0,303	3,0	2,5	100	12
4003N	130	5"	1,5	0,393	2,5	2,1	100	10
4003P	156	6"	1,6	0,622	1,6	1,4	50	8

Inserto filettato 1/2" femmina preinstallato: distanze disponibili
Pre-installed female threaded 1/2" outlet: available spacings


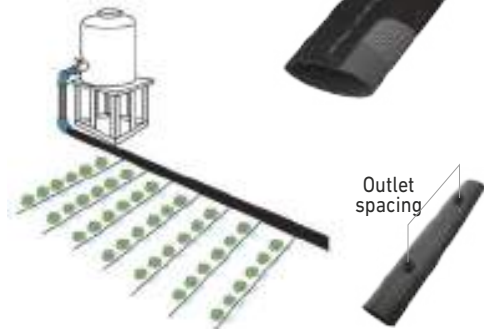
cm											
50	75	90	100	110	120	130	140	150	160	180	200

*altre distanze su richiesta / other spacings available on request

supremeFlex

Polyethylene layflat hose

LOW PRESSURE



code	ø mm	D"	mm	kg/m	bar	bar	coil m	coils x pallet
4002G	53	2"	1,2	0,150	2,5	2,2	100	22
4002L	78	3"	1,3	0,250	2,2	2,0	100	16
4002M	104	4"	1,3	0,296	2,0	1,7	100	12

Inserto filettato 1/2" femmina preinstallato: distanze disponibili
Pre-installed female threaded 1/2" outlet: available spacings

cm											
50	75	90	100	110	120	130	140	150	160	180	200

*altre distanze su richiesta / other spacings available on request

BARBED SUPREMEFLEX/LAYFLAT CONNECTOR CANNOTTO SUPREMEFLEX/LAYFLAT



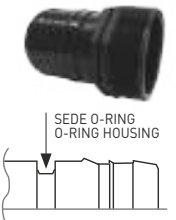
Code	Ø	Box	€
974100G000B	53-2"	80	7,23
974100L000B	78-3"	35	9,07
974100M000B	104-4"	15	13,14
974100N000B	130-5"	8	23,03
974100P000B	156-6"	6	28,91



SUPREMEFLEX/LAYFLAT MALE PLUG TAPPO SUPREMEFLEX/LAYFLAT

Code	Ø	Box	€
976100G000B	53-2"	120	5,26
976100L000B	78-3"	60	6,83
976100M000B	104-4"	24	9,60
976100N000B	130-5"	16	17,15
976100P000B	156-6"	8	32,91

SUPREMEFLEX/LAYFLAT MALE ADAPTOR- RACCORDO F/M SUPREMEFLEX/LAYFLAT



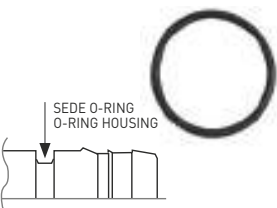
Code	Ø	Box	€
975100G00GB	53-2" x 2"	85	5,91
975100L00LB	78-3" x 3"	40	8,55
975100M00MB	104-4" x 4"	20	11,81
975100N00MB	130-5" x 5"	16	17,15
975100P00MB	156-6" x 6"	8	32,91



STAINLESS STEEL STRAP FASCETTA INOX

Code	Ø	Box	€
773004G000	53-2"	100	5,26
773004L000	78-3"	66	7,09
773004M000	104-4"	44	8,66
773004N000	130-5"	22	10,38
773004P000	156-6"	11	14,13

O-RING FOR SUPREMEFLEX/LAYFLAT BARBED FITTINGS O-RING PER RACCORDI SUPREMEFLEX/LAYFLAT



Code	Ø	Box	€
729500G	53-2"	10	1,97
729500L	78-3"	10	2,36
729500M	104-4"	10	2,63
729500N	130-5"	10	3,94
729500P	156-6"	10	6,57

S16

EASY FIT

PLUG & PLAY

SADDLES

PVC

PE100

IRRIGATION

NYLON

COMPLEMENTARY PRODUCTS

EQUIPMENT



INSTALLATION - INSTALLAZIONE

90° ELBOW TAPE - MALE THREADED - GOMITO TAPE - F/M

Code	Ø	Bag	Box	€
02034101600B	16 x 1/2"	50	750	3,58
02034102200B	22 x 1/2"	50	600	3,61

O-RING

Code	Ø x Ø	Bag	Box	€
729400B	15,6	50	-	0,13

90° TEE TAPE - MALE THREADED - TEE 90° TAPE - F/M

Code	Ø	Bag	Box	€
02032101600B	16 x 1/2"	50	400	3,88
02032102200B	22 x 1/2"	50	350	2,80

O-RING

Code	Ø x Ø	Bag	Box	€
729400B	15,6	50	-	0,13

**TAPE - SUPREMEFLEX/LAYFLAT OFF-TAKE (HOLE 14MM) ADAPTOR
RACCORDO TAPE 16MM - SUPREMEFLEX/LAYFLAT (FORO 14MM)**

Code	Ø	Bag	Box	€
02055016014	16 x 14	50	500	1,08
02055022014	22 x 14	50	300	1,72

**TAPE - SUPREMEFLEX/LAYFLAT OFF TAKE VALVE (HOLE 14MM)
VALVOLINA TAPE - SUPREMEFLEX/LAYFLAT (FORO 14MM)**

Code	Ø	Bag	Box	€
02255016014	16 x 14	50	250	2,24
02255022014	22 x 14	50	200	2,82



INSTALLATION - INSTALLAZIONE

1. drill the pipe - forare il tubo
2. Push in the fitting - inserire il raccordo
3. Tighten the nut - Serrare la ghiera

**INSERT BLACK NUT+ FEMALE THREAD AND PLUG-IN FOR
SUPREMEFLEX/LAYFLAT
INSERTO (GHIERA NERA+FILETTO) F/F 1/2" E PLUG-IN
PER SUPREMEFLEX/LAYFLAT**

Code	Ø	Bag	Box	€
0204601600BR	1/2"	100	500	0,54
0204601600CR	3/4"	100	300	1,00

INSTALLATION - INSTALLAZIONE

1. Push in the fitting using the inserting tool
Inserire il raccordo usando la chiave per inserti
2. Tighten the nut - Serrare la ghiera





INSERT F/F FOR SPRINKLER INSERTO F/F 1/2" PER SPRINKLER

Code	Ø	Bag	Box	€
0204701600BR	1/2"	100	500	0,46

INSTALLATION - INSTALLAZIONE



Push in the fitting using the inserting tool - Inserire il raccordo usando la chiave per inserti



Tighten the nut
Serrare la ghiera



SPRINKLER ADAPTOR - ADATTATORE PER SPRINKLER

Code	Ø x Ø	Bag	Box	€
0204700100B	8X1/2"	100	1000	0,28

PLUG-IN CONNECTOR FOR PVC 9x12 PIPE CONNETTORE PLUG-IN PER TUBICINO PVC 9x12



Code	Ø (Plug-in)-PVC pipe	Bag	Box	€
02047009012	8 mm - 9x12	100	1000	0,39

INSTALLATION - INSTALLAZIONE



Screw the adaptor
Avvitare l'adattatore



Insert the PVC pipe
Innestare il tubicino PVC



Installed sprinkler
Sprinkler innestato



Plug - TAPPO" PER SPRINKLER

Code	Ø	Bag	Box	€
0204700000B	1/2"	100	1000	0,28



SUPREMEFLEX FITTINGS INSERTING TOOL CHIAVE PER INSERTI SUPREMEFLEX

Code	Ø	Box	€
79198001012	12 X 14	10	7,56



LAYFLAT HOSE PUNCH PINZA FORATRICE PER TUBO LAYFLAT

Code	Ø	Bag	Box	€
2001014	14	-	36	184,00

S16

EASY FIT

PLUG & PLAY

SADDLES

PVC

PE100


IRRIGATION

NYLON

COMPLEMENTARY PRODUCTS

EQUIPMENT

FILTERS - FILTRI



Filtro a dischi
Disc filter




CODE: 9854	Ø	MC/H	PN	MESH	PACK	€
985401500G	2"	30	10	150	1	452,96
985401500L	3"	50	10	150	1	540,55

Cartuccia
Cartridge



						€
9854015002	2"			150	1	153,90
9854015003	3"			150	1	187,69



Filtro a rete inox
Stainless steel screen filter




CODE: 9852	D"	MC/H	PN	MESH	PACK	€
985201200C	3/4"	8	8	120	60	25,27
985201200D	1"	8,5	8	120	60	25,27
985201200E	1" 1/4	15	8	120	25	44,67
985201200F	1" 1/2	24	8	120	25	44,67
985201200G	2"	26	8	120	13	82,33

Cartuccia
Cartridge



						€
9852012001	3/4"-1"			120	60	19,28
9852012002	1"1/4-1"1/2			120	60	29,53
9852012003	2"			120	60	47,30



Filtro a dischi
Disc filter



CODE: 9851	D"	MC/H	PN	MESH	PACK	€
985101200C	3/4"	7,5	8	120	60	32,53
985101200D	1"	8,5	8	120	60	32,53
985101200E	1" 1/4	9,5	8	120	25	69,07
985101200F	1" 1/2	25	8	120	25	69,07
985101200G	2"	27	8	120	13	107,11

Cartuccia
Cartridge



						€
9851012001	3/4"-1"			120	60	25,02
9851012002	1"1/4-1"1/2			120	60	41,92
9851012003	2"			120	60	67,44

Other filters - Altri filtri available upon request - disponibile su richiesta



Caratteristiche:

Facile manutenzione
Unici: installazione veloce con raccordi ghiera folle
Resistenze a sostanze chimiche e fertilizzanti
Elementi di filtrazione intercambiabili: dischi e schermi compatibili con lo stesso corpo-filtro, con direzione opposta del flusso
Applicazioni: filtrazione d'acqua in agricoltura, irrigazione giardini, industriale, domestica

Specifiche tecniche:

Materiali: vedere la prossima pagina
Pressione Nominale: 10b
Filetti: BSP
Dimensioni: 3/4" ÷ 2"
Portata: 5-20 Cum/h
Elementi di filtrazione: Dischi, rete in Nylon/acciaio inox
Campo di filtrazione: 40 ÷ 200 mesh

Features:

Easy maintenance.
Unique: swivel quick installation.
Chemical and fertilizer resistant.
Interchangeable filtration elements: Disk and Screen elements fit same filter body, with opposite flow direction.
Application: Water filtration for Agriculture, landscape, industrial and domestic.

Technical specification:

Materials: See next page.
Max. Working pressure: 10kg/cm².
Threads: B.S.P.T or N.P.T.
Sizes: 3/4-2".
Flow rate: 5-20 Cum/h.
Filtration elements: Disk, Nylon/Stainless steel screen.
Filtration range: 40-200 mesh.



Male 2" Disk Filter



Swivel 2" Inox Screen Filter



Compact Swivel Filter 1 1/2"



Swivel 1" Disk Filter



Male 1" Nylon Screen Filter

All filters available in male and swivel connection Tutti i filtri disponibili con connessione maschio e ghiera folle

Applications:

Water filtration for Agriculture, Turf, domestic and industrial applications.
Applicable for wide range of flows.

Technical Specifications:

Max. Working pressure, Filter is offered in two models:

- 10 bar (140 psi) Black body and Cup.
- 6 bar (95 psi) Grey body and Cup.

Flow rates: up to 50 m³/h (220 gpm).

Available sizes: 1"S, 1 1/2", 2"S, 3".

Models 2"S, 3" are offered in T and in line configurations.

Filtration elements: Stainless Steel weave wire screen or Grooved plastic discs.

Filtration range: 40 - 200 mesh (425 -70 micron)

Threads: B.S.P.T. or N.P.T.

Applicazioni:

filtrazione d'acqua per agricoltura, irrigazione professionale e domestica.
utilizzabile per ampia gamma di portate.

Specifiche Tecniche:

Massima pressione di lavoro, filtri disponibili in due modelli:

- 10 bar (140 psi) corpo e tappo neri.
- 6 bar (95 psi) corpo e tappo grigio.

Portate : fino a 50 m³/h (220 gpm).

Misure disponibili : 1"S, 1 1/2", 2"S, 3".

Modelli 2"S, 3" sono disponibili nella configurazione a T ed in LINEA.

Elementi filtranti: rete in acciaio inox o disco in plastica .

Gamma di filtrazione: 40 - 200 mesh (425 -70 micron)

Filetti: B.S.P.T. or N.P.T.



S16

EASY FIT

PLUG & PLAY

SADDLES

PVC

PE100

IRRIGATION

NYLON

COMPLEMENTARY PRODUCTS

EQUIPMENT

STANDARD VALVE - BOX POZZETTI STANDARD



ROUNDED VALVE BOX - POZZETTO CIRCOLARE

Code	Valve Box	Bag	Box	€
107BCL	220 mm	-	1	13,65
111BCL	300 mm	-	1	22,81

RECTANGULAR VALVE BOX - POZZETTO RETTANGOLARE

Code	Valve Box	Bag	Box	€
113BCL	365 x 500	-	1	58,33
117BCL	500 x 640	-	1	108,40

LAST GENERATION VALVE BOX - POZZETTI DI ULTIMA GENERAZIONE



1.



2.



3.

Mini

ROUND VALVE BOX MINI - POZZETTO CIRCOLARE MINI

Code	A	B	C	D	E	Pack	€
2070000	160	-	-	212	230	720	13,02

Large

ROUND VALVE BOX LARGE - POZZETTO CIRCOLARE LARGE

Code	A	B	C	D	E	Pack	€
2071000	240	-	-	300	250	385	21,15

Baby

OVAL VALVE BOX BABY - POZZETTO OVALE BABY

Code	A	B	C	D	E	Pack	€
2065S015BV	200	150	-	-	127	240	16,15



4.

Mini

SQUARE VALVE BOX MINI - POZZETTO QUADRATO MINI

Code	A	B	C	D	E	Pack	€
2064S020BV	175	175	250	250	210	210	18,64



5.

Medium

SQUARE VALVE BOX MEDIUM - POZZETTO QUADRATO MEDIUM

Code	A	B	C	D	E	Pack	€
2064S030BV	222	222	315	315	230	168	26,27



6.

Large

SQUARE VALVE BOX LARGE - POZZETTO QUADRATO LARGE

Code	A	B	C	D	E	Pack	€
2064S040BV	290	290	400	400	300	96	45,03



7.

Standard

RECTANGULAR VALVE BOX STANDARD - POZZETTO RETTANGOLARE STANDARD

Code	A	B	C	D	E	Pack	€
02074S4050BV	400	270	390	525	300	52	63,93



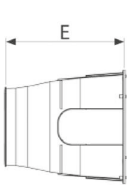
8.

Jumbo

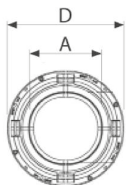
RECTANGULAR VALVE BOX JUMBO - POZZETTO RETTANGOLARE JUMBO

Code	A	B	C	D	E	Pack	€
02074S5060BV	445	370	520	600	300	52	85,22

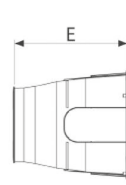
Dimensioni



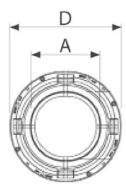
1.



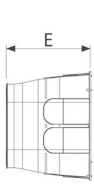
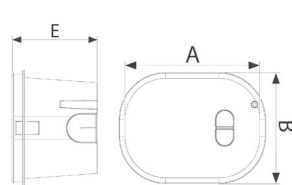
2.



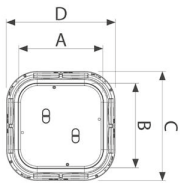
3.



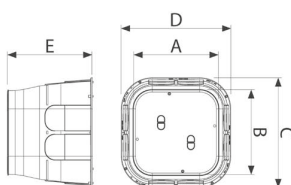
4.



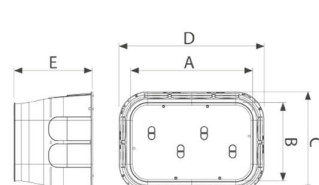
5.



6.



7.



8.

ACCESSORI - ACCESSORIES

PRICE UPON REQUEST - PREZZI SU RICHIESTA



Fondo
Base closure



Separatore
Partition



Portapalo
Lamp post holder



Staffa per morsetti
Terminal block clamp

S16

EASY FIT

PLUG & PLAY

SADDLES

PVC

PE100

IRRIGATION

NYLON

COMPLEMENTARY PRODUCTS

EQUIPMENT

GRIGLIATO IN HDPE PER PRATI CARRABILI HDPE GRASS SAVER

PRICE UPON REQUEST - PREZZI SU RICHIESTA


GRAB

VANTAGGI

Robusto
Leggero
Ecologico

ADVANTAGES

Strong
Light
Eco-friendly



Code	0700040V	0700050V
L (mm)	395	395
H (mm)	40	50
ton / m2	200	200
pallet (cm)	120x80x120	120x80x120
pcs x plt	162	132
m2 x plt	25	20
pcs x m2	6,5	6,5

PRATO - GRASS




GRAB su terreno
GRAB with suitable ground

Sabbia
Sand

Stabilizzato
Mixed gravel

Suolo del sito
Ground site

INSTALLATION - INSTALLAZIONE



EMBRICE IN PP PER CANALE DI SCOLO PP WATER RUN-OFF CHANNEL

PRICE UPON REQUEST - PREZZI SU RICHIESTA

CANYON

VANTAGGI

Leggero
Sicuro
Veloce

ADVANTAGES

Light
Safe
Fast



Code	50009
L (mm)	500
D (mm)	340
D1 (mm)	300
H (mm)	150
H1 (mm)	100
pallet (cm)	130x110x220
pcs x plt	120

INSTALLATION - INSTALLAZIONE



S16

EASY FIT

PLUG & PLAY

SADDLES

PVC

PE100

IRRIGATION

NYLON

COMPLEMENTARY
PRODUCTS


EQUIPMENT

THE DO IT YOURSELF DRAINAGE CHANNEL IL CANALE FAI DA TE

PRICE UPON REQUEST - PREZZI SU RICHIESTA

supreme Drain kit

water drainage system



VANTAGGI

Leggero
Pratico
Veloce

ADVANTAGES

Light
Easy
Fast

n.3 Plastic edged PP channels - Canali PP con bordi in plastica
n.3 Galvanized steel slotted grids - Griglie a fessura acciaio zincato
n.2 Head plugs - Paratie cieche



Code	L x H	L1 x H1	Kg/kit	pcs
517 1005 508AZ K3A	100 x 50	125 x 67	6	72
517 1010 508AZ K3A	100 x 100	125 x 117	7,2	42

DRAINAGE CHANNEL - CANALI DI DRENAGGIO

PRICE UPON REQUEST - PREZZI SU RICHIESTA

n.1 Plastic edged PP channel-canale PP con bordi in plastica
n.2 PAGF grids- griglie PAGF
n.1 Fix kit -kit di fissaggio
(n.2 steel clamps+n.2 screws 8x60)-(n.2 staffe zincate+n.2 viti 8x60)

n.1 Steel edged PP channel-canale PP con bordi in acciaio
n.2 PAGF grids- griglie PAGF
n.1 Fix kit -kit di fissaggio
(n.2 steel clamps+n.2 screws 8x60)-(n.2 staffe zincate+n.2 viti 8x60)

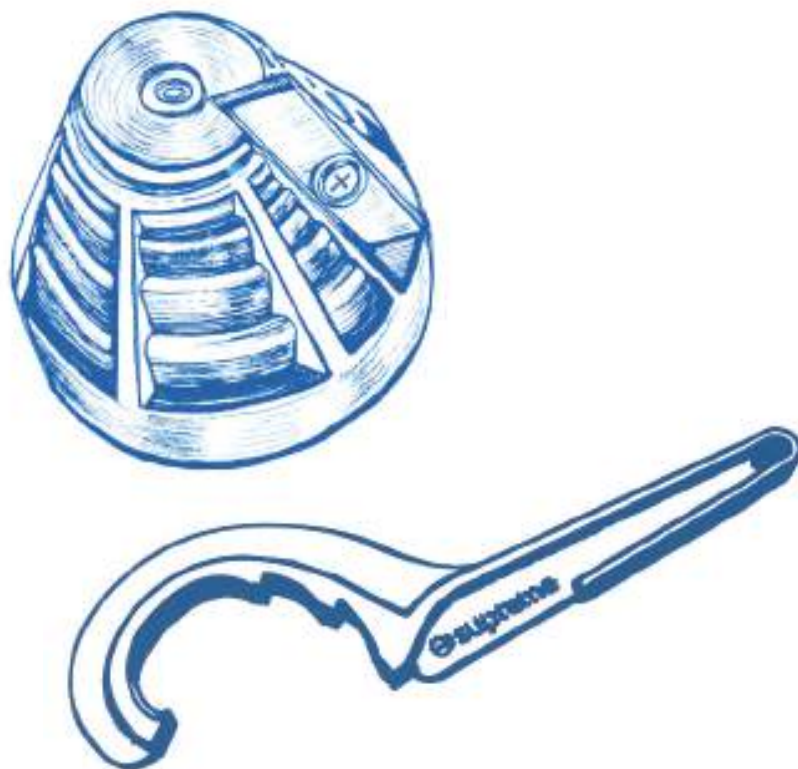


NEW



NEW

Equipment Attrezzature



suprema  fittings

EQUIPMENT - ATTREZZATURE



Pipe Cutter Ground blades diam mm 42 . L= mm190
 Tagliatubo a cricchetto, lame rettificate diam mm 42; L = mm 190

Code	Ø Ground blades	Bag	Box	€
TAG-TUB-1	42 Ø	-	1	34,36



Pipe Cutter with automatic opening for plastic pipes PEHD, PE, PP Ground blades diam mm 42 . L= mm 225
 Tagliatubo apertura automatica tubi plastica PEHD, PE, PP lame rettificate diam mm 42; L=mm 225

Code	Ø Ground blades	Bag	Box	€
TAG-TUB-2	42 Ø	-	1	80,96



Pipe Cutter for plastic pipes PEHD, PE, PP, Ground blades diam mm 63 . L= mm 420
 Tagliatubo a cricchetto, tubi plastica PEHD, PE, PP lame rettificate diam mm 63; L=mm 420

Code	Ø	Bag	Box	€
TAG-TUB-3	63 Ø	-	1	168,16



Chamfering Device - Smussatore per tubi

Code	Ø	Bag	Box	€
9210063020A	20 ÷ 63	-	-	47,17
9210110075A	75 ÷ 110	-	-	85,32



Chamfer Tool for PE pipe over diam 63
 Fresa per sbavatura tubi PE superiore diam 63

Code	Ø	Bag	Box	€
FR-PE63	≥ 63 Ø	-	1	426,68



Cod. WR

Tightening Wrench
 Chiave di Serraggio

Code	Ø	Box	Type Box	€
WR00 (+)	20÷40	220	B	15,27
91982016040A (++)	16÷40	60	B	42,55
91982040063A (++)	40÷63	40	B	75,32
91982075110A (++)	75÷110	20	B	106,40

(+) PLASTIC - PLASTICA
 (++) ALLUMINIUM - ALLUMINIO

PURCHASE RULES – REGOLE DI ACQUISTO:

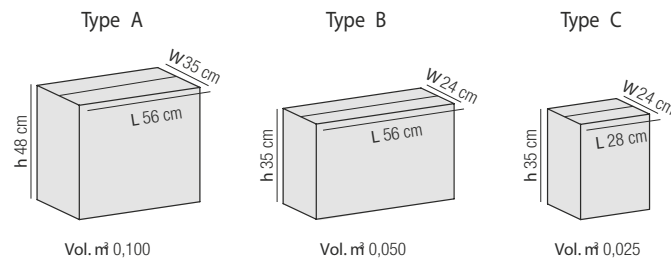
ORDINI ITALIA: UNITA' MINIMA DI ACQUISTO = 1 SACCHETTO (dove disponibile) o MULTIPLI DI SACCHETTI
 EXPORT ORDERS: PURCHASE MINIMUM Q.TY = 1 BOX or MULTIPLE BOX (for each fitting type/size)

(*)= BAGS AVAILABLE FOR ITALIAN MARKET ONLY

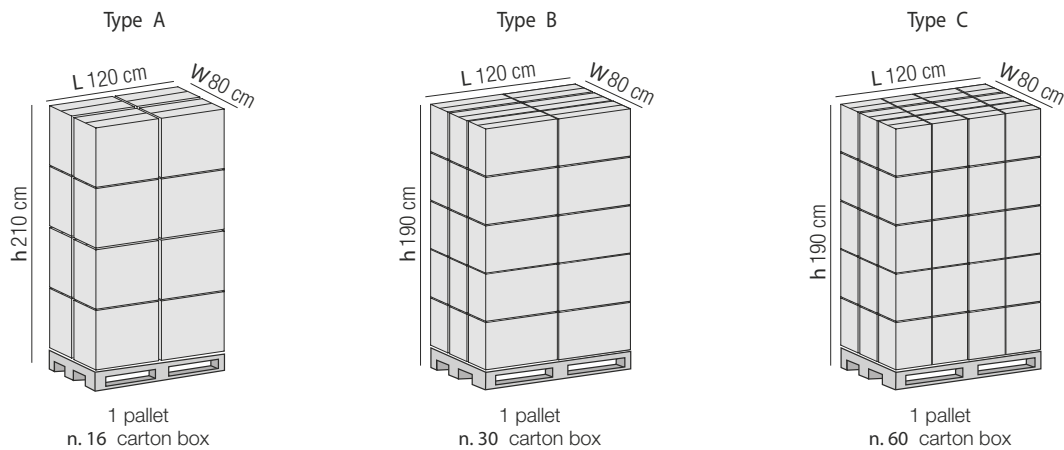
(*)= SACCHETTI DIPONIBILI SOLO PER IL MERCATO ITALIA

PACKAGING - IMBALLAGGI

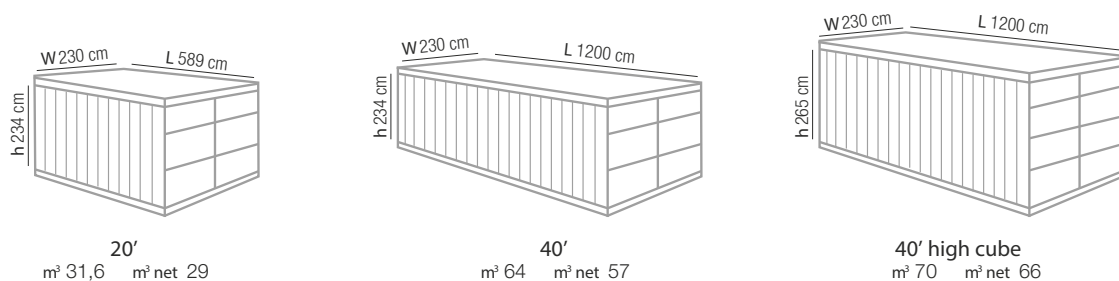
SCATOLA - CARTON BOX (°)



CARTONI SU PALLET - BOXES ON PALLET



CONTAINER



To fill the container 20':
 11 Pallet type B + 30 loose boxes (tot 330 boxes)

Per riempire il container 20':
 11 Pallet tipo B + 30 cartoni sfusi (tot 330 cartoni)

Cartoni caricabili sfusi / Quantity of loose boxes to fill up

Type A n. 290
 Type B n. 580

Type A n. 580
 Type B n. 1140

Type A n. 670
 Type B n. 1340

S16

EASY FIT

PLUG & PLAY

SADDLES

PVC

PE100

IRRIGATION

NYLON

COMPLEMENTARY PRODUCTS

EQUIPMENT





SUPREME PRESENCE IN THE WORLD



Quapus SA srl

Sales & Marketing

Via F.lli Bandiera, 4
40055, VILLANOVA DI CASTENASO - BO - ITALY
Tel./fax. +39 051 6053557

Giancarlo Costa: sales@supreme-systems.net

Marcello Vannini: marcello@supreme-systems.net

Giovanni Costa: giovanni@supreme-systems.net

Logistics & Customer Service

Pratoverde srl

Via San Pelagio 2
35020 DUE CARRARE - PD - ITALY
Tel. +39 049 9128128
Fax. +39 049 9128129

supremefittings

www.supremefittings.com
info@supremefittings.com